

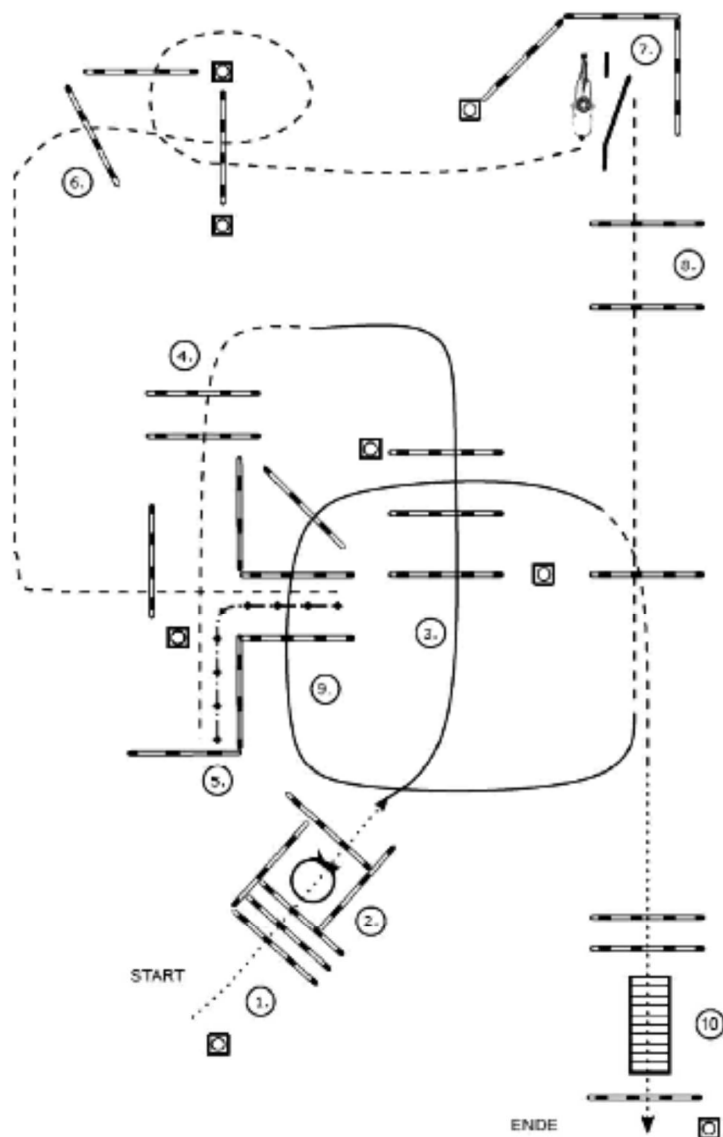
Pattern

aus Patternbook 2021

Jungpferde		Pattern	Ranch Riding		
JUPF BA 4j	Jungpferde Basis 4jährig	#5	LK 1 RR	LK 1 Ranch Riding	#12
JUPF BA 5j	Jungpferde Basis 5jährig	#5	LK 2 RR	LK 2 Ranch Riding	#12
JUPF BA 6j	Jungpferde Basis 6jährig	#6	LK 1/2 jun RR	LK 1/2 jun Ranch Riding	#22
			LK 3A RR	LK 3A Ranch Riding	#15
JUPF RN 4j	Jungpferde Reining 4jährig	#3	LK 3B RR	LK 3B Ranch Riding	#15
JUPF RN 5j	Jungpferde Reining 5jährig	#3	LK 4/5 A RR	LK 4/5A Ranch Riding	#27
JUPF RN 6j	Jungpferde Reining 6jährig	#3	LK 4/5 B RR	LK 4/5B Ranch Riding	#27
JUPF TH 4j	Jungpferde Trail 4jährig	#6	M LK 2/1 A sen RR	M LK 2/1A sen Ranch Riding	#3
JUPF TH 5j	Jungpferde Trail 5jährig	#6	M LK 2/1 B RR	M LK 2/1B Ranch Riding	#3
JUPF TH 6j	Jungpferde Trail 6jährig	#7	M LK 2/1 jun RR	M LK 2/1 jun Ranch Riding	#13
YS CH 6j	Youngstars Challenge 6jährig	#3	WT RR Walk Trot Ranch Riding	#27 (Galopp ist Trab)	
YS CH 7j	Youngstars Challenge 7jährig	#3			
YS RN 7j	Youngstars Reining 7jährig	#6			
Reining			Western Riding		
LK 1A sen RN	LK 1A sen Reining	#2	LK 1-3 WR	LK 1-3 Western Riding	#6
LK 2A sen RN	LK 2A sen Reining	#2	M LK 2/1 WR	M LK 2/1 Western Riding	#8
LK 1/2 jun RN L	LK 1/2 jun Reining	#6			
LK 3A RN	LK 3A Reining	#8	Superhorse		
LK 1-3 B RN	LK 1-3B Reining	#8	LK 1/2 sen SUHO	LK 1/2 sen Superhorse	#1
LK 4A RN	LK 4A Reining	#14	M LK 2/1 sen SUHO	M LK 2/1 sen Superhorse	#3
LK 4B RN	LK 4B Reining	#14	Working Cowhorse		
M LK 2/1 A sen RN	M LK 2/1A sen Reining	#10	LK 1-3 WCH BC	LK 1-3 Working Cow Horse Boxing	#1
M LK 2/1 B RN	M LK 2/1B Reining	#10	SO WCH OP	BIG DD Working Cow Horse	#2
M LK 2/1 jun RN	M LK 2/1 jun Reining	#11	LK 1-3 WCH	LK 1-3 Working Cow Horse	#1
			M LK 1/2 WCH	LK 1/2 Working Cow Horse	#3
SO RN LK 1-3	BIG DD Reining 1-3 Jackpot	#1			
SO RN LK 4	BIG DD Reining LK4 Jackpot	#15			
SO MS RN	Mannschaft Reining	#2			

Trail

LK 1 jun TH und LK 2 jun TH

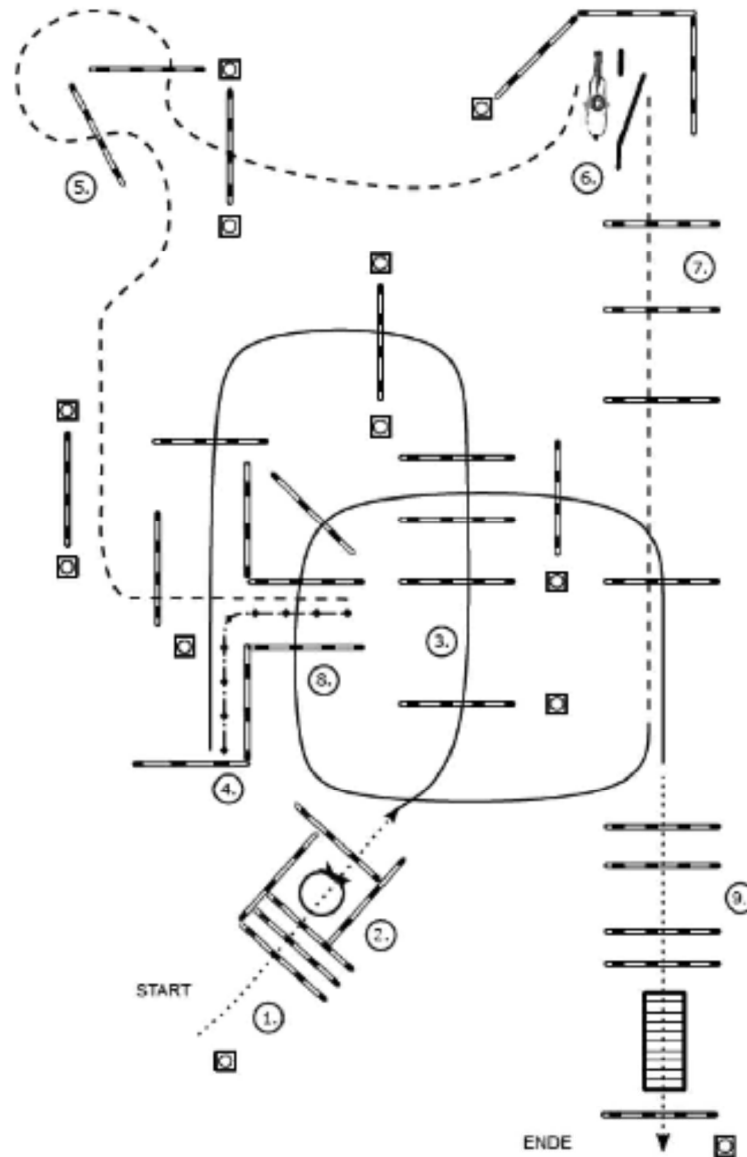


- (1) Walk over
- (2) 360° Turn (rechts oder links), Walk out
- (3) Lope over (Linksgalopp)
- (4) Jog over
- (5) Back up
- (6) Jog over
- (7) Tor
- (8) Jog over
- (9) Lope over (Rechtsgalopp), Jog over
- (10) Stop oder Übergang zum Walk, Walk over, Brücke, Walk over

ERSTE
WESTERNREITER
UNION
PFERDESPORTVERBAND WESTERNREITEN

Trail

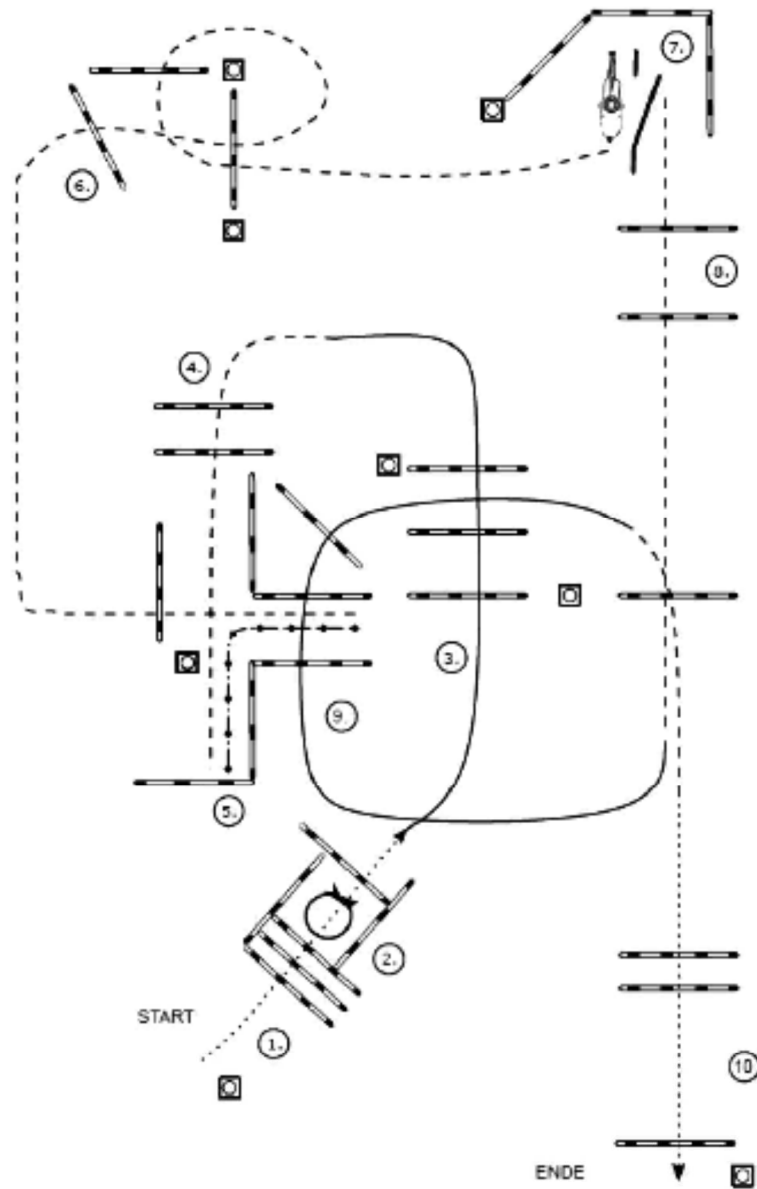
LK 1A sen. TH, LK2A sen. TH und LK 1/2 B TH



- (1) Walk over
- (2) 360° turn (rechts oder links)
- (3) Lope over (Linksgalopp)
- (4) Back up
- (5) Jog over
- (6) Tor
- (7) Jog over
- (8) Lope over (Rechtsgalopp)
- (9) Stop oder Übergang zum Walk, Walk over, Brücke, Walk over

Trail

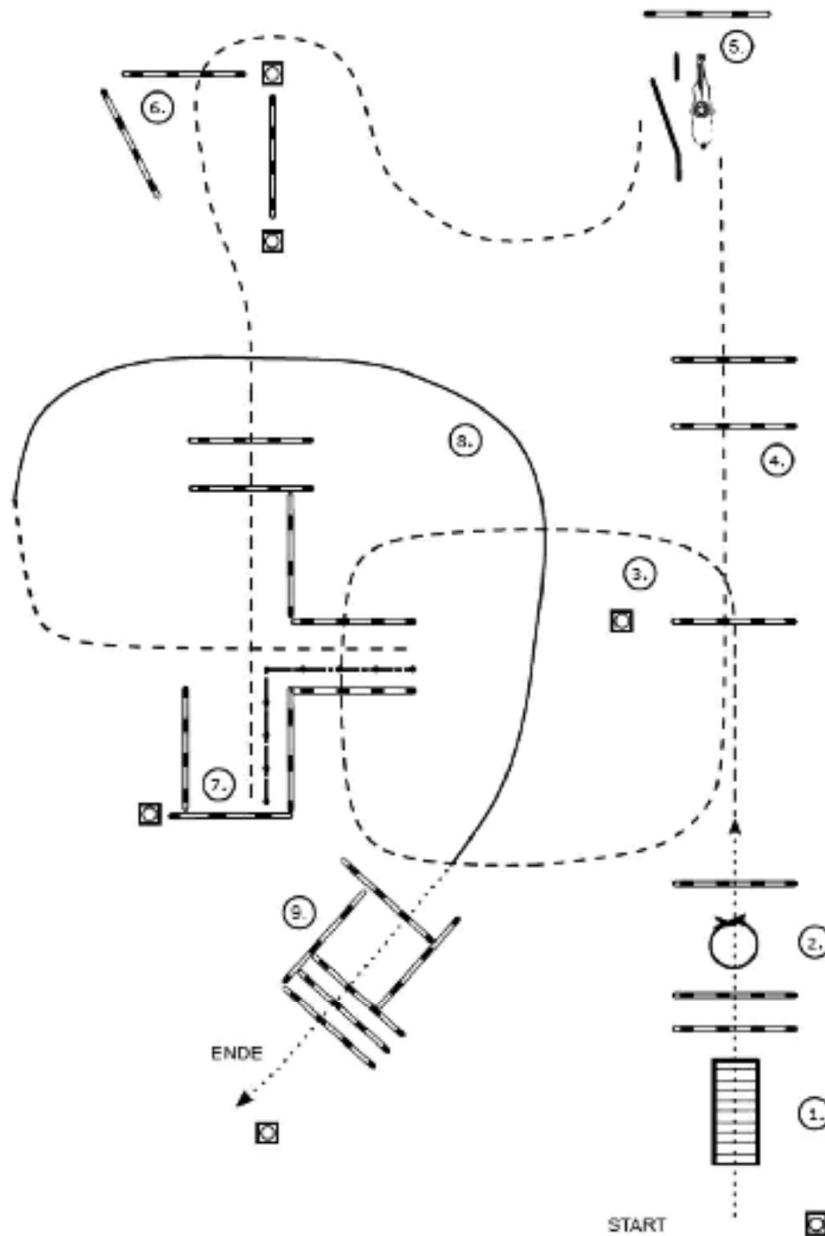
LK 3A TH und LK 3B TH



- (1) Walk over
- (2) 360° Turn (rechts oder links), Walk out
- (3) Lope over (Linksgalopp)
- (4) Jog over
- (5) Back up
- (6) Jog over
- (7) Tor
- (8) Jog over
- (9) Lope over (Rechtsgalopp), Jog over
- (10) Stop oder Übergang zum Walk, Walk over

Trail

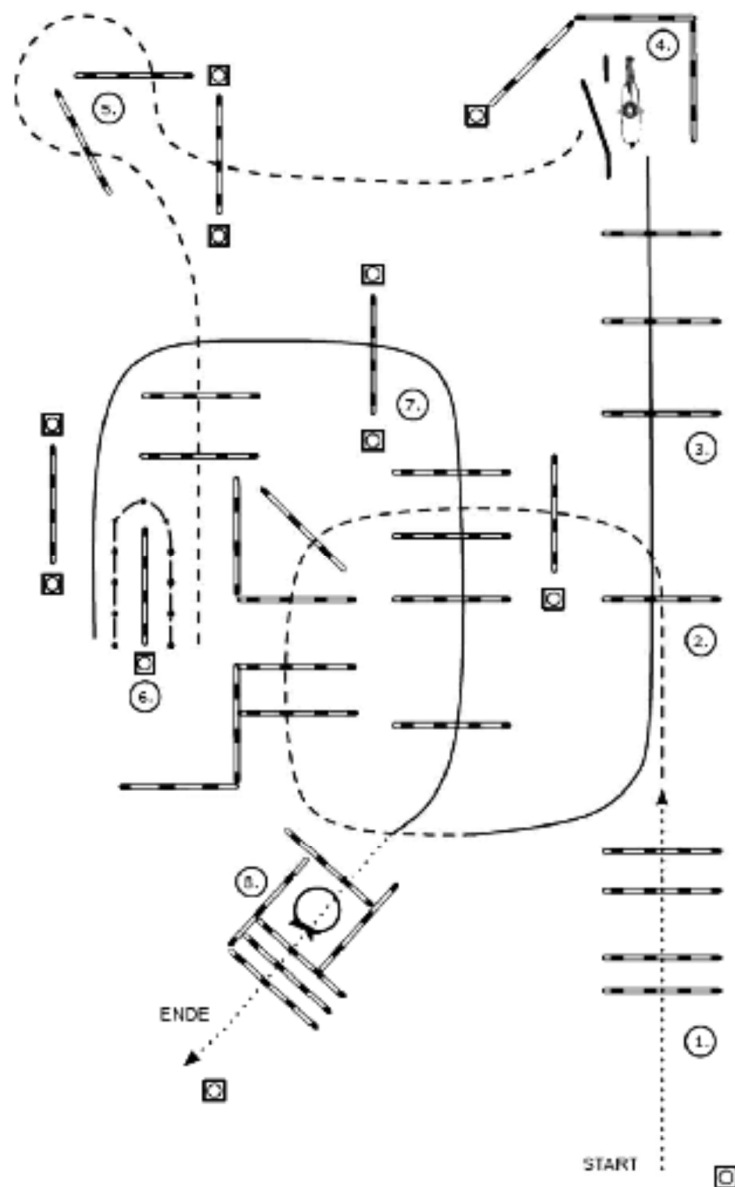
LK 4/5 A TH und LK 4/5 B TH



- (1) Brücke
- (2) Walk over, Stop, 360° Turn (rechts oder links), Walk over
- (3) Jog over
- (4) Jog over
- (5) Tor
- (6) Jog over, Stop
- (7) Back up
- (8) Jog, Lope (Rechtsgalopp)
- (9) Stop oder Übergang zum Walk, Walk over

Trail

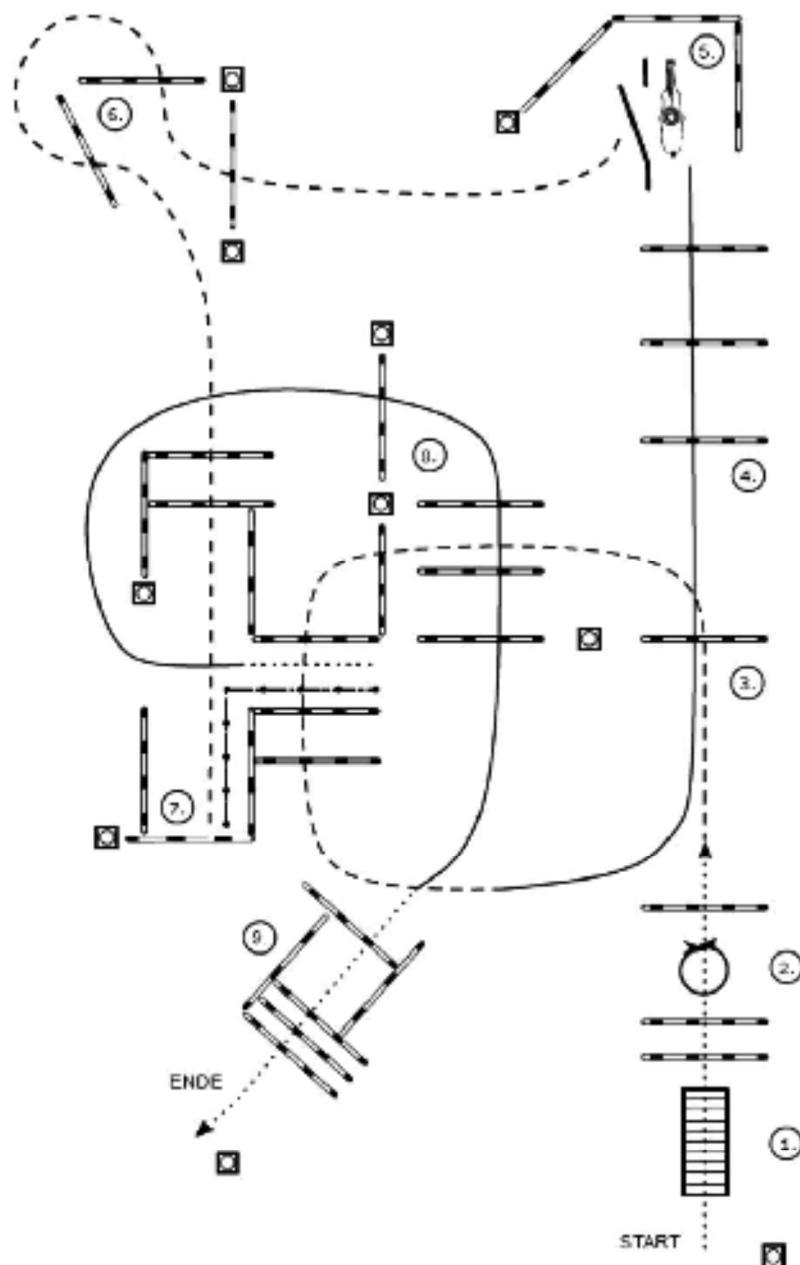
M LK 2/1 A sen TH und M 2/1 B TH



- (1) Walk over
- (2) Jog over
- (3) Lope over (Linksgalopp)
- (4) Tor
- (5) Jog over
- (6) Back up
- (7) Lope over (Rechtsgalopp)
- (8) Stop oder Übergang zum Walk, 360° Turn (rechts oder links), Walk over

Trail

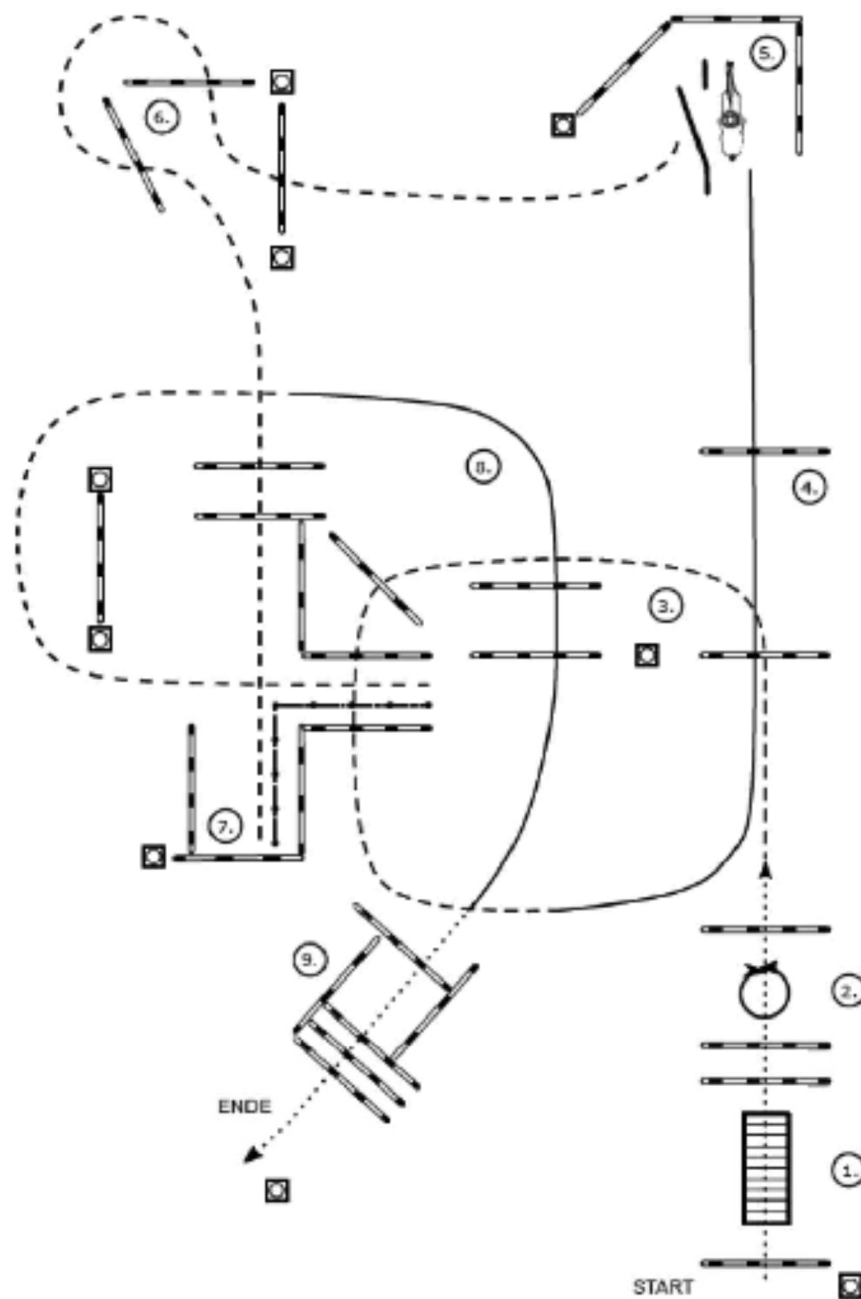
M LK 2/1 jun TH



- (1) Brücke
- (2) Walk over, 360° Turn (rechts oder links), Walk over
- (3) Jog over
- (4) Lope over (Linksgalopp)
- (5) Tor
- (6) Jog over
- (7) Back up
- (8) Walk, Lope over (Rechtsgalopp)
- (9) Stop oder Übergang zum Walk, Walk over,

Trail

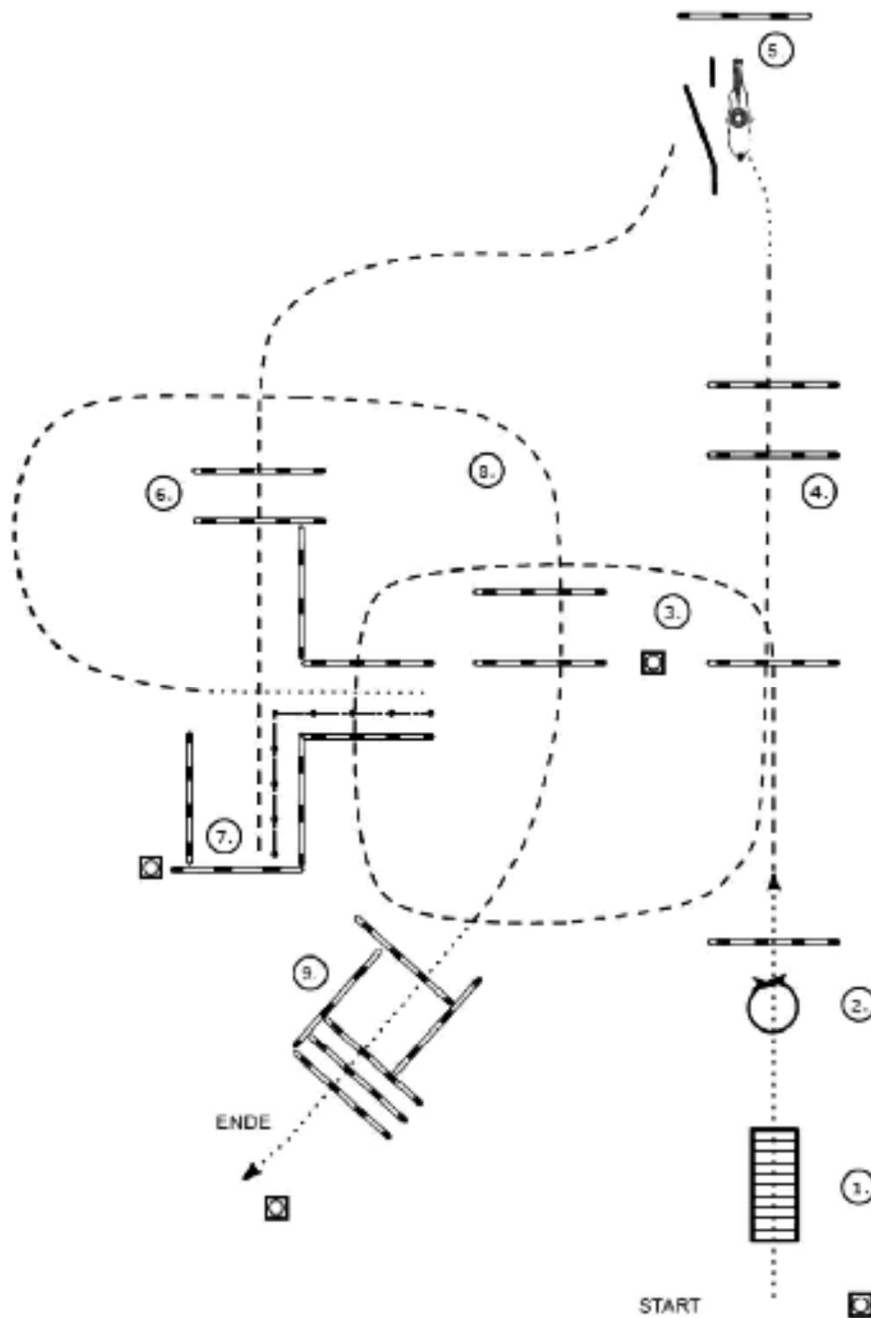
Mannschaft Trail



- (1) Walk over, Brücke
- (2) Walk over, Stop, 360° Turn (rechts oder links), Walk over
- (3) Jog over
- (4) Lope over (Linksgalopp)
- (5) Tor
- (6) Jog over, Stop
- (7) Back up, Jog out
- (8) Lope over (Rechtsgalopp)
- (9) Stop oder Übergang zum Walk, Walk over

Trail

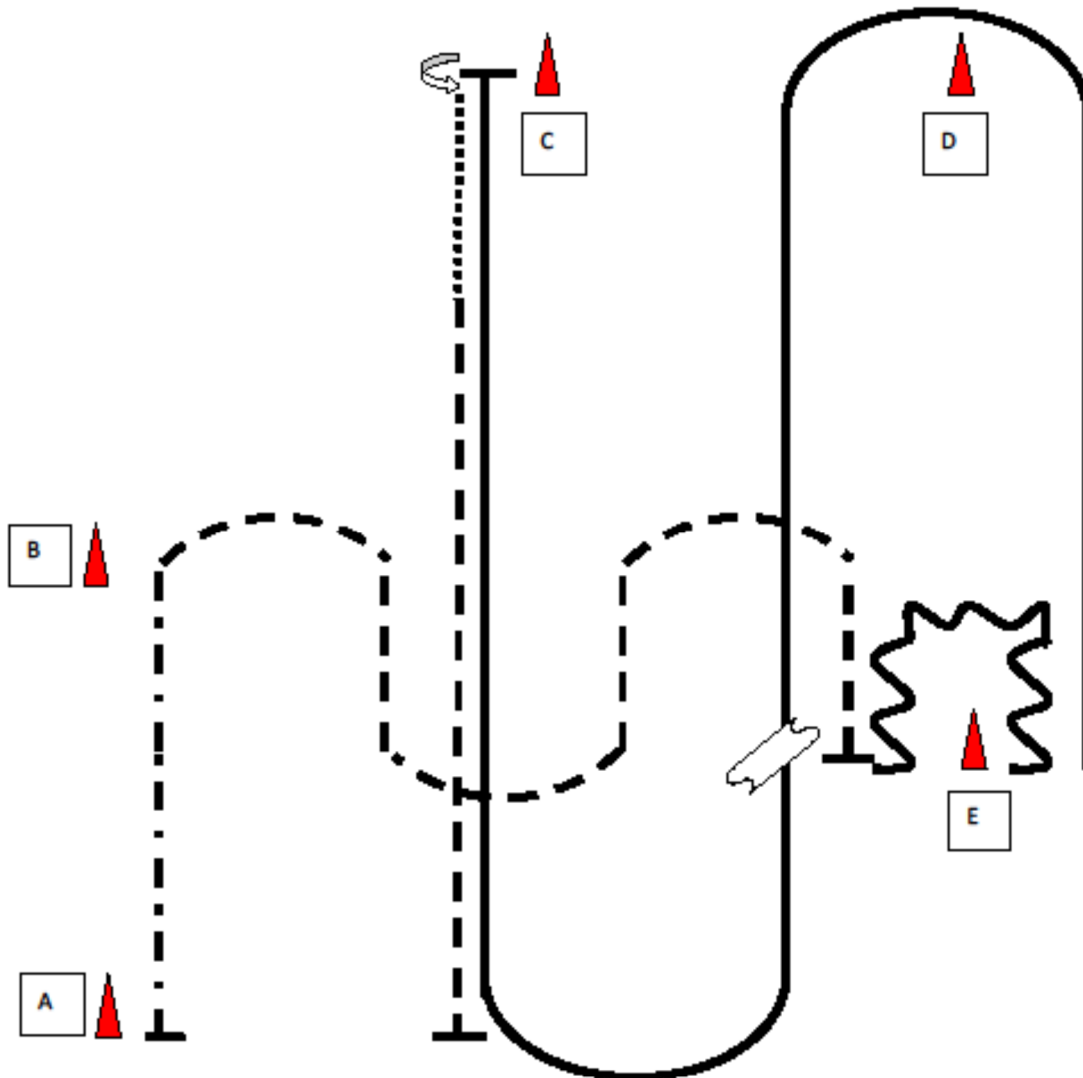
WT TH



- (1) Brücke
- (2) Ahalten, 360° Turn (rechts oder links), Walk over
- (3) Jog over
- (4) Jog over, Walk
- (5) Tor
- (6) Jog over, Stop
- (7) Back up
- (8) Walk, Jog over
- (9) Stop oder Übergang zum Walk, Walk thru, Walk over

Horsemanship

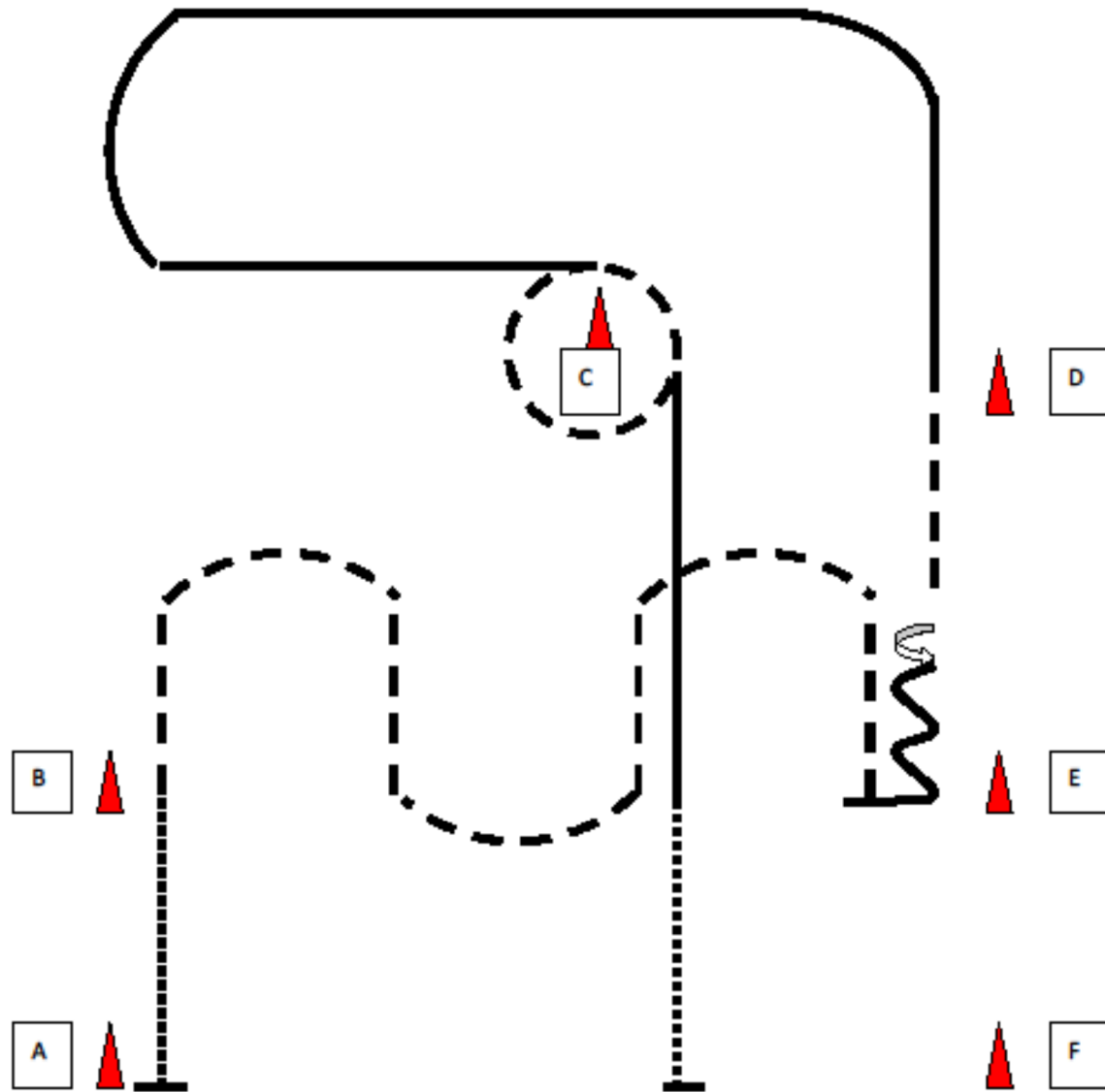
LK 1A WHS, LK 1/2 B WHS und LK 2A WHS



1. Bei A aus dem Stand Extended Jog
2. Jog Bögen bis E
3. Stop, Back um E
4. Lope left
5. Einfacher oder fliegender Wechsel bei E
6. Lope right bis C, Stop
7. 540° Turn (opt. r/l)
8. Walk, Jog , Stop

Horsemanship

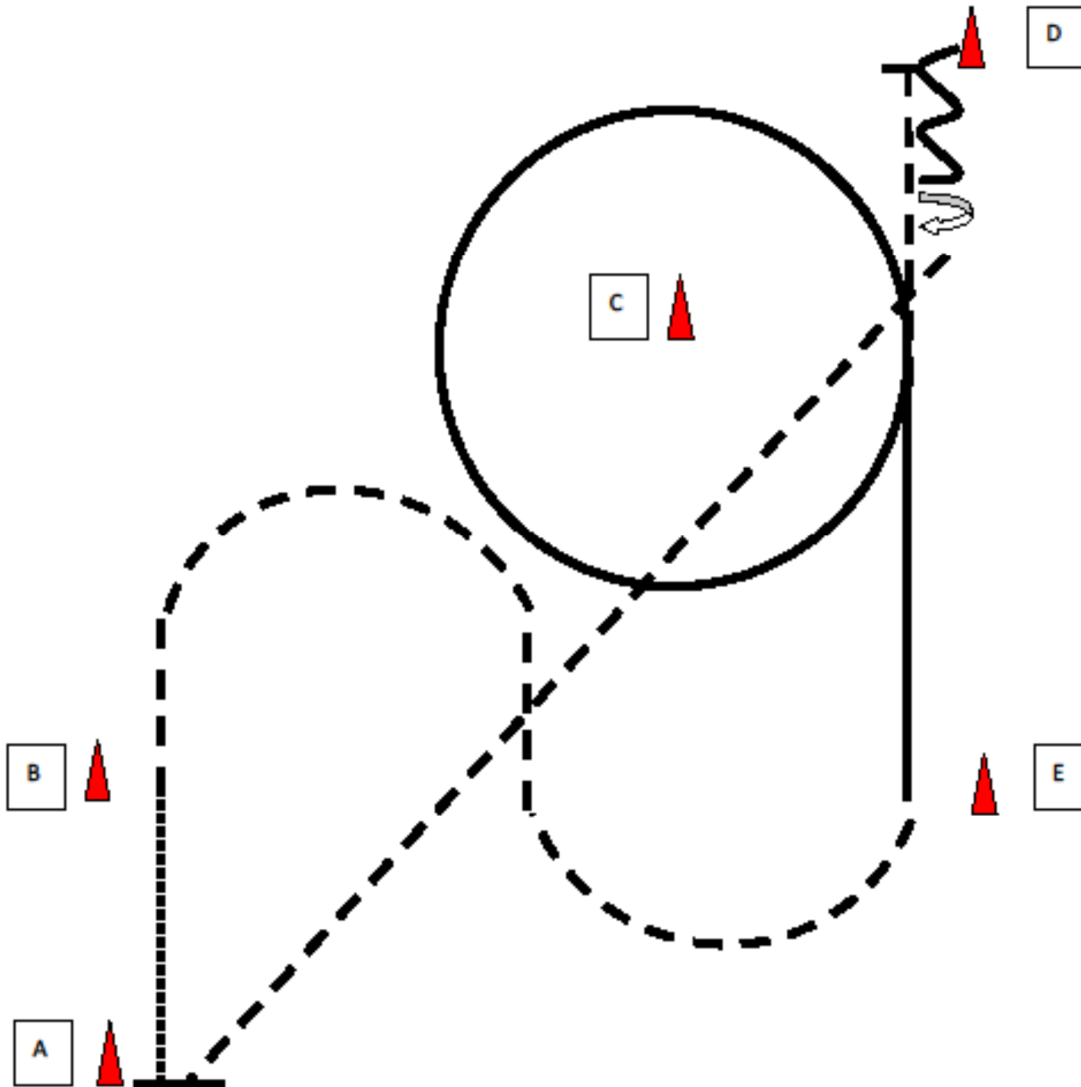
LK 3 WHS



1. Bei A aus dem Stand Walk bis B
2. Jog Bögen bis E
3. Stop, Back
4. HHW 180° (opt. re/li)
5. Jog bis D, Lope left
6. Kleine Jogvolte um C
7. Lope right bis E
8. Walk bis F, Stop

Horsemanship

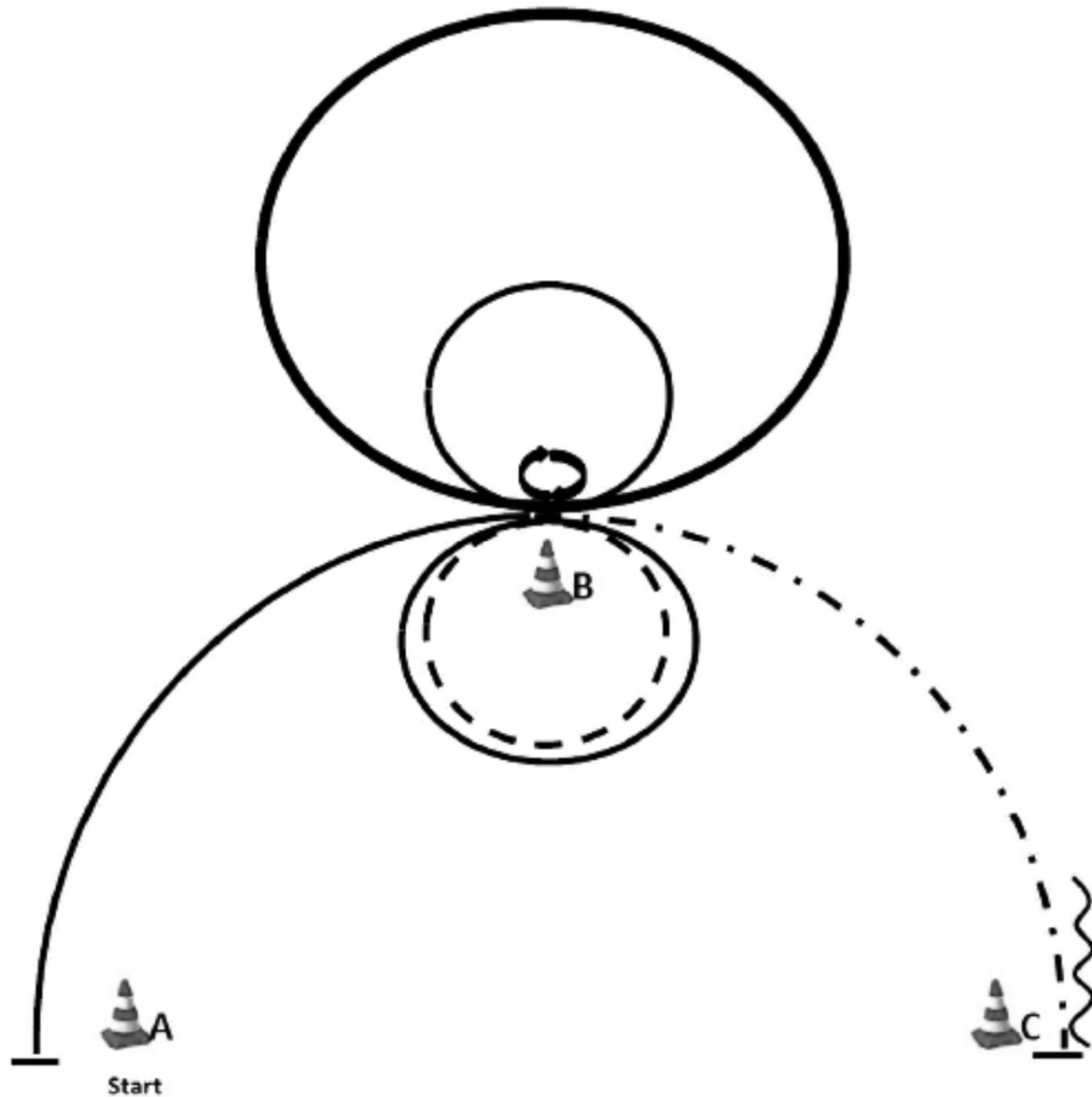
LK 4/5 A WHS und LK 4/5 B WHS



1. Bei A aus dem Stand Schritt bis B
2. 2 Bögen im Jog
3. Linksgalopp um C
4. Jog bis D
5. Back
6. HHW rechts
7. Jog bis A, Stop

Horsemanship

M LK 2/1 A WHS und M LK 2/1 B WHS

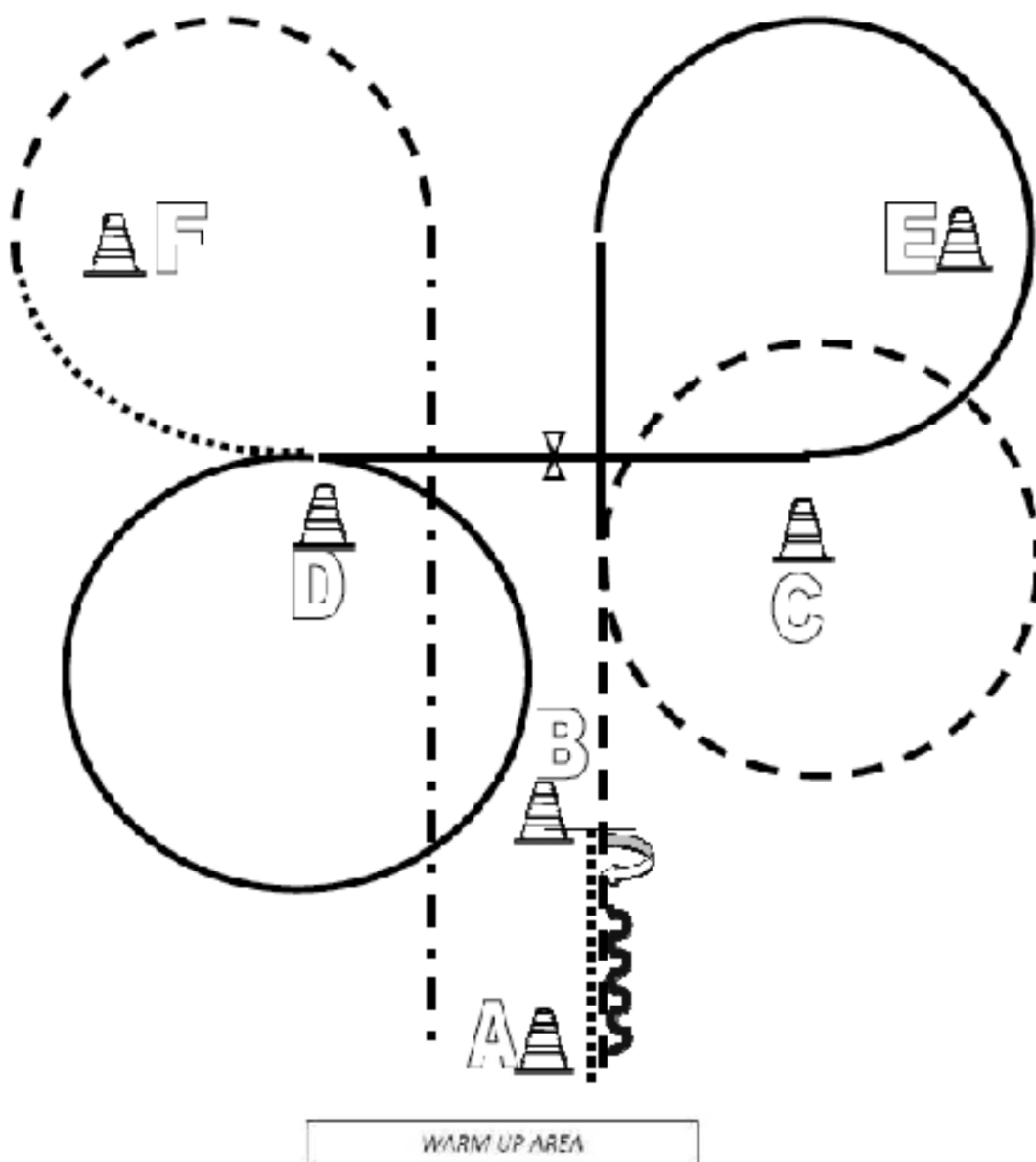


WARM UP AREA

- (1) Start bei A, Rechtsgalopp bis B, Stop
 - (2) 360° Turn (rechts oder links)
 - (3) Linksgalopp zwei Zirkel, 1. groß Extended Lope
 - (4) 2. klein Lope
 - (5) Jog rechts um B
 - (6) Rechtsgalopp um B
 - (7) Extended Jog bis C, Stop
 - (8) Back up eine Pferdelänge, Stop
- Im Walk in den Warm-up-Bereich

Horsemanship

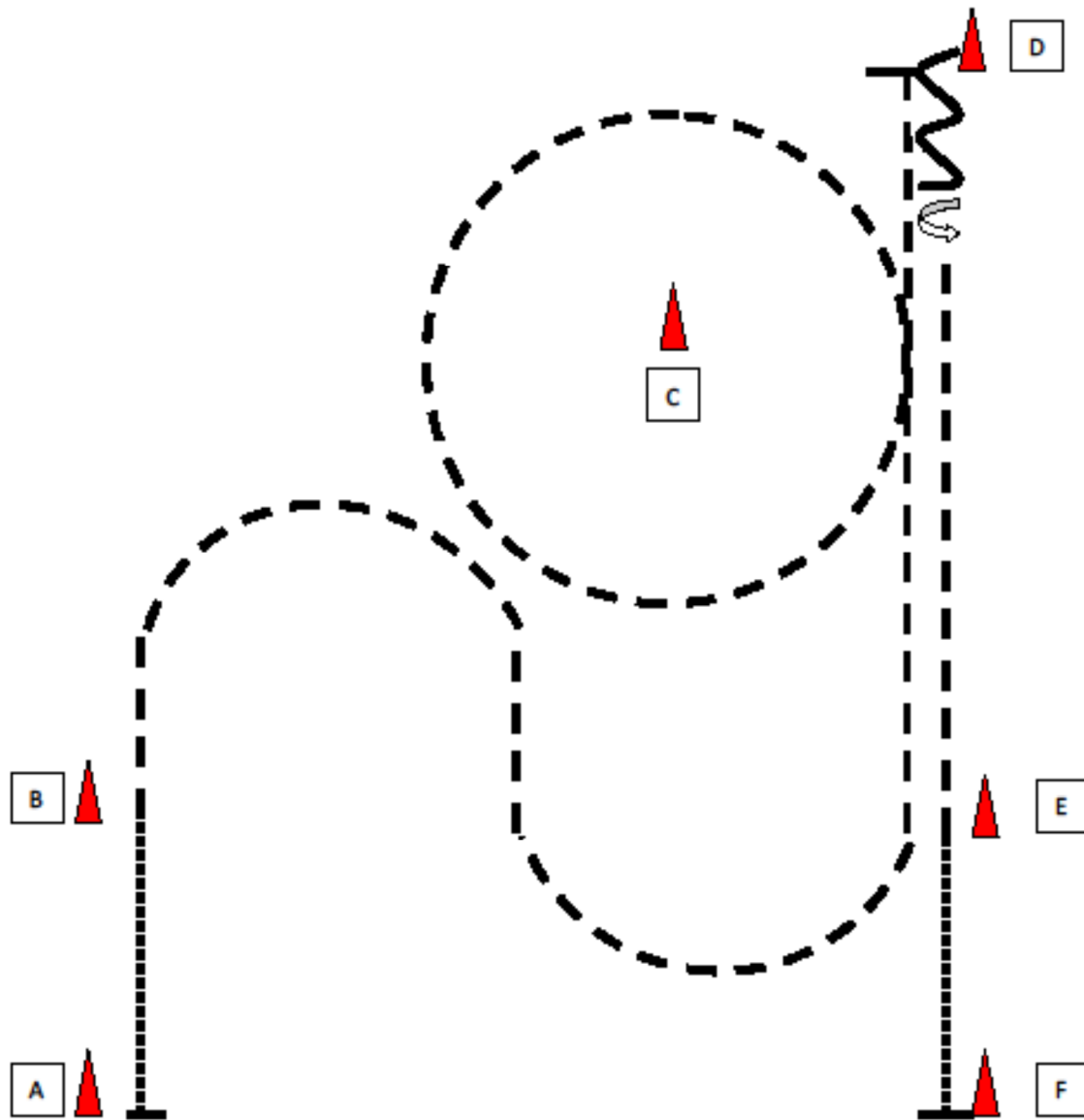
Mannschaft WHS



- (1) Beginnend aus dem Stand von A nach B im Walk
 - (2) Stop, 360° Turn rechts
 - (3) Back up bis A
 - (4) Jog, Jogvolte rechts um C
 - (5) Rechtsgalopp, Volte um E
 - (6) Galoppwechsel (fliegend oder einfach)
 - (7) Linksgalopp, Volte um D
 - (8) Von D nach F Walk
 - (9) Jog um F
 - (10) Höhe E Extended Jog bis A, Stop
- Im Walk in den Warm-Up-Bereich

Horsemanship

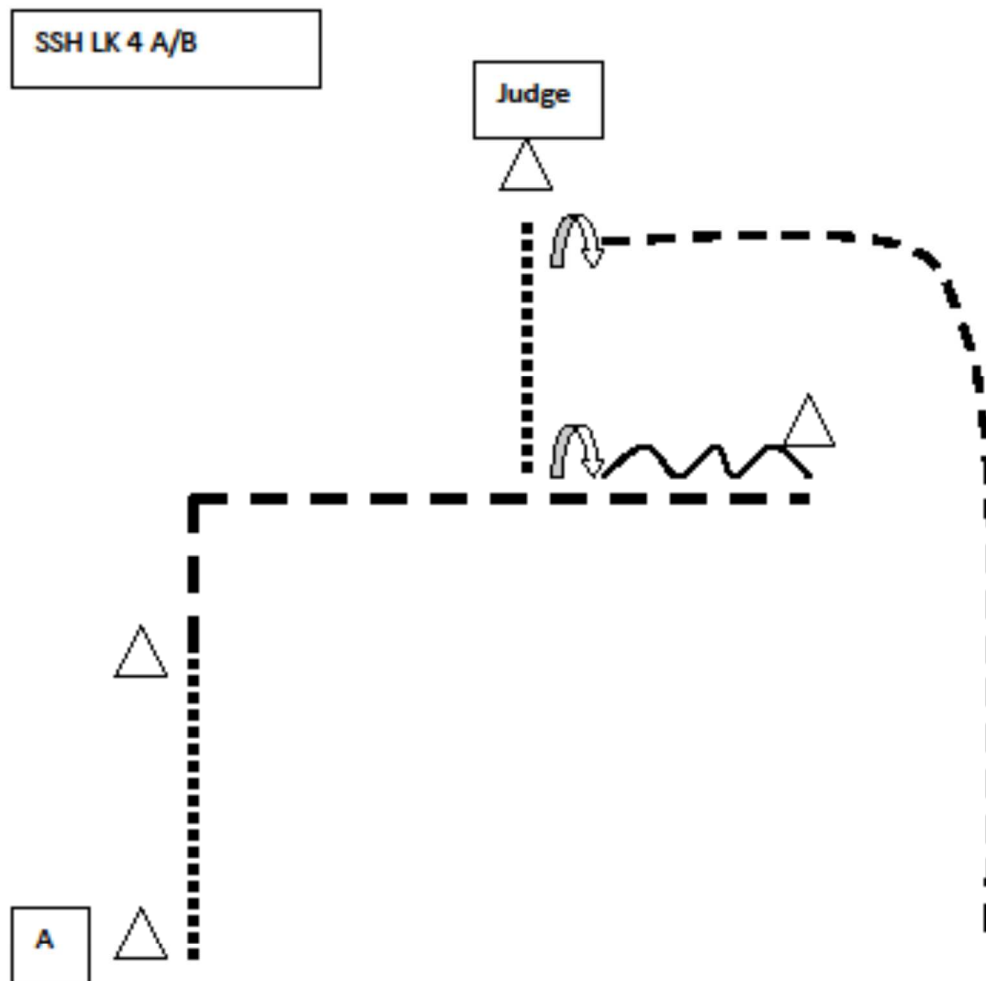
WT WHS



1. Bei A aus dem Stand Schritt bis B
2. 2 Bögen im Jog Jog um C
3. Jog bis D, Stop
4. Back
5. HHW 180° (opt li./ re)
6. Jog bis E, Walk bis F, Stop

Showmanship

LK 4/5 A/B

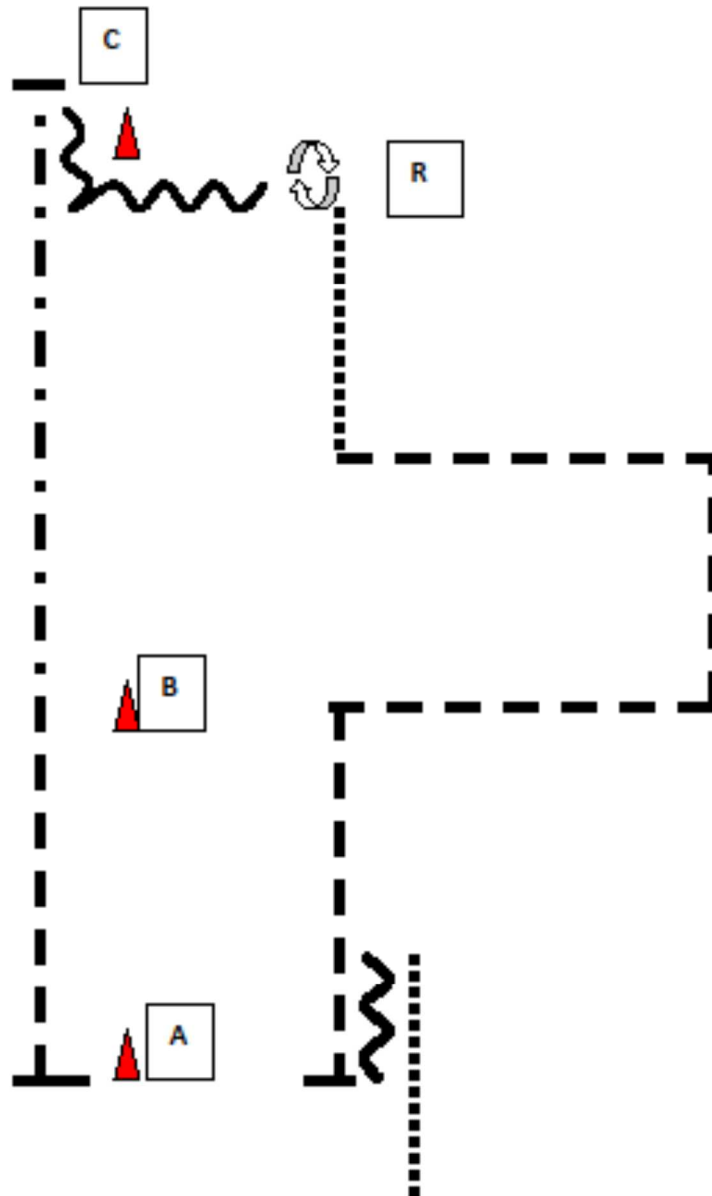


Be ready at A

1. Walk, jog a corner
2. Stop, Back
3. Perform a 270° turn right,
4. walk
5. Set up
6. Inspection
7. When dismissed, perform a 90° turn right, exit the arena in Jog

Showmanship

LK 1/2 A/B



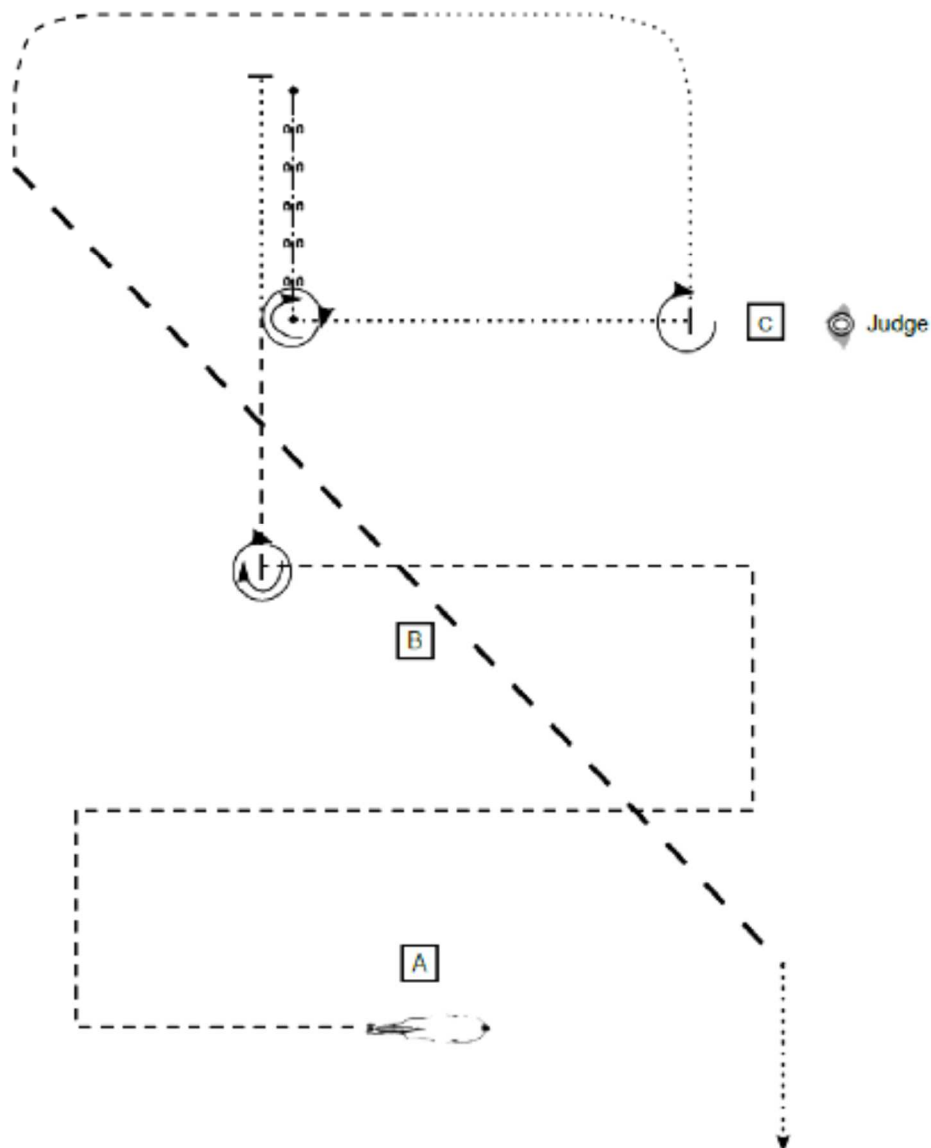
Be ready at A

1. Jog to B
2. Extended Jog to C, Stop
3. Back up
4. Perform a $1\frac{1}{2}$ Turn
5. Set up
6. Inspection
7. When dismissed perform a $\frac{1}{4}$ turn
8. walk, jog corners
9. Stop, back up

Walk to the warm up area

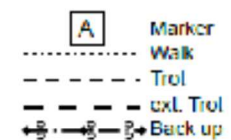
Showmanship

M LK 2/1 A SSH und M LK 2/1 B SSH



Start bei A/Aufstellung

- (1) Trot Corners und Stop hinter B
 - (2) Turn 450°
 - (3) Trot, Walk, Stop
 - (4) Back up
 - (5) Turn 450°, Walk, Stop
 - (6) Set Up
 - (7) Inspection
 - (8) Turn 270°, Walk, Trot
 - (9) Extended Trot
- Im Walk die Arena verlassen

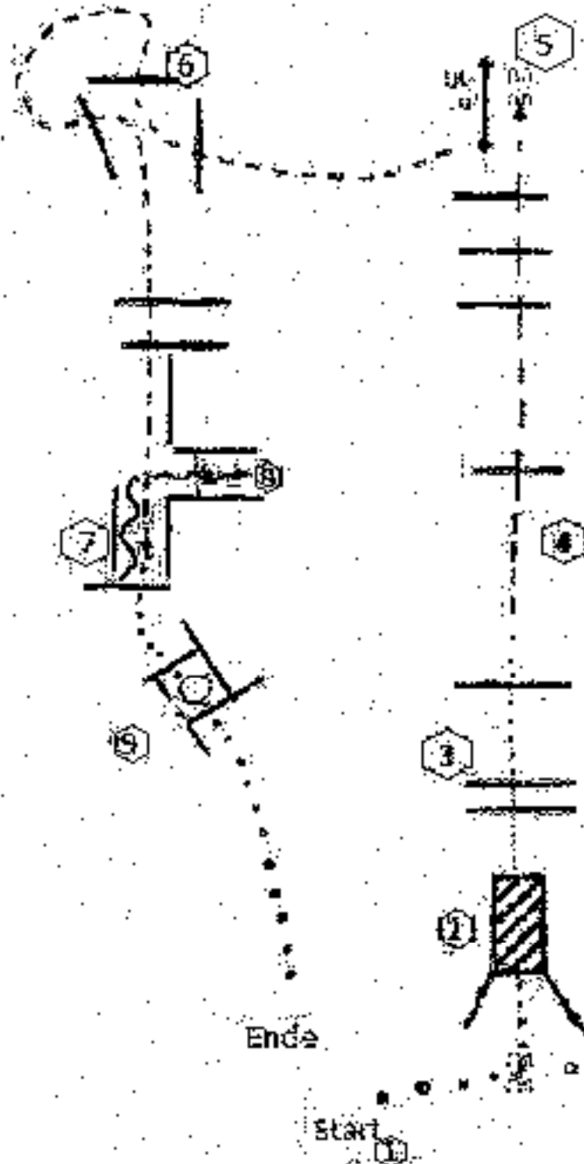


ERSTE
 WESTERNREITER
 UNION
 PFERDESPORTVERBAND WESTERNREITEN

Horse and Dog Trail

LK 1-5 Horse and Dog Trail

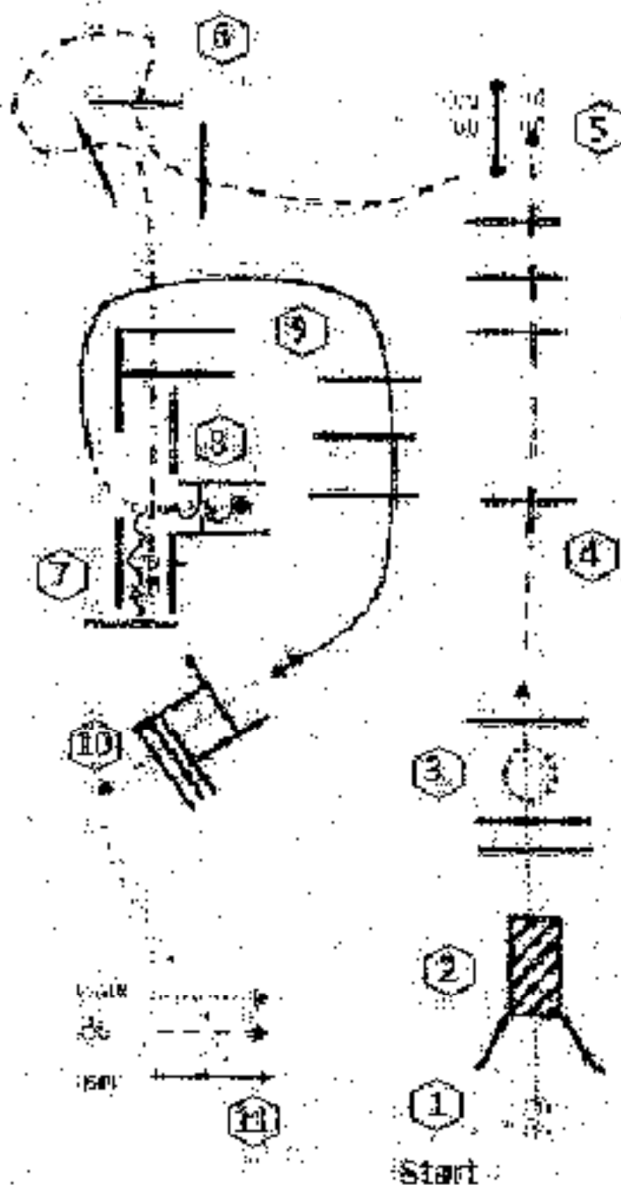
1. Hund absteigen
2. Brücke
3. Walk over 3 Stangen
4. Jog over 2 Stangen
5. Gait
6. Jog over
7. Jog over and in, Hund wartet außerhalb der Stangen
8. Back up
9. Walk out and in, Hund wartet
10. 360° turn either way, walk out
10. Absitzen, Hund anleinen



Horse and Dog Trail

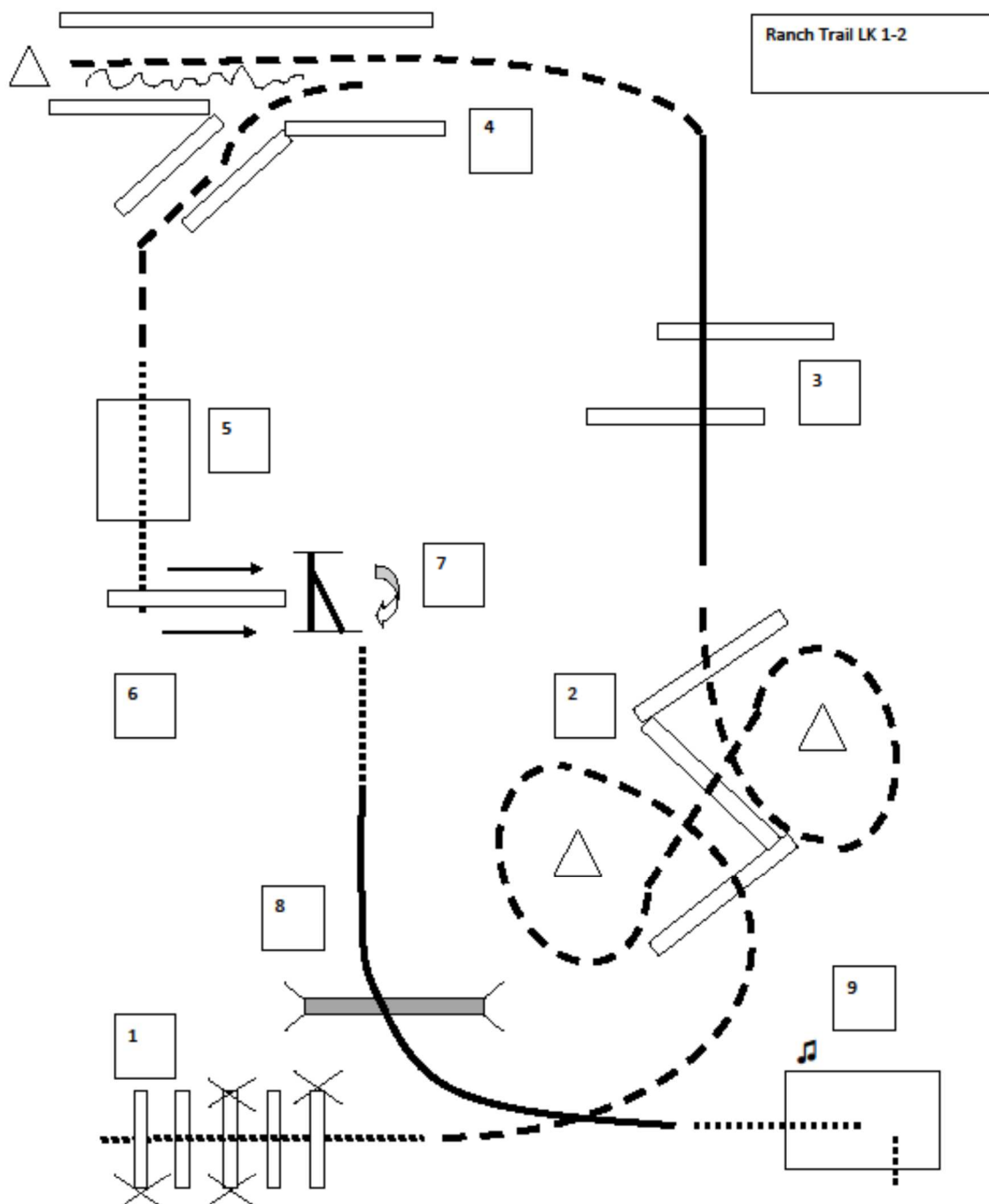
LK 1/2 Horse and Dog Trail

1. Hund anleinen
2. Brücke
3. Walk over, 360° turn either way, Hund wartet auf der Seite
4. Jog over
5. Gate
6. Jog over
7. Jog in, Hund außerhalb der Stangen ablegen
8. Back up, walk out, Hund abrufen
9. Lope over
10. Walk over
11. Absitzen, Hund anleinen



Ranch Trail

LK 1-2



1. Walk over, Jog 2) Trot Slalom über Stangen 3) Lope over (Rechts oder Linksgalopp) 4) Trot, Back up, Trot 5) Walk, Brücke, 6) Sidepass links, 7) Tor, 8) Turn, Walk, Lope, Sprung, 9) Walk in, Ground Tying, aus der Box gehen, Glocke läuten, in Box zurück gehen, Zügel aufnehmen, 90 Grad drehen, Pferd aus der Bahn führen.

Ranch Trail

LK 3-5

