

AQ C Turnier Balingen

Pattern findet ihr im Patternbook EWU oder in der Show App bei der jeweiligen Prüfung!

Datum	Prüfung	LK	Pattern
27.04.2024	Western Riding C-Teil	1 – 3 A/B	# 7
27.04.2024	Super Horse C-Teil	1/2 A/B	# 1
27.04.2024	Reining	4 A/B	# 14
28.04.2024	Jungpferde Basis	4-jährig	# 5
28.04.2024	Jungpferde Basis	5-jährig	# 6
28.04.2024	Reining C-Teil	1–3 A	# 5
28.04.2024	Reining C-Teil	2/3 B	# 5
28.04.2024	Q -Western Riding	1-2 sen	# 11
28.04.2024	Q -Western Riding	1-2 jun	# 13
28.04.2024	Q -Western Riding	1-2 B	# 11
29.04.2024	Jungpferde Ranch Riding	4-jährig	# 5
29.04.2024	Jungpferde Ranch Riding	5-jährig	# 6
29.04.2024	Super Horse A-Teil	1/2A/B	# 8
29.04.2024	Q -Super Horse	1/2A/B	# 8
30.04.2024	Jungpferde Trail	4-jährig	# 5
30.04.2024	Jungpferde Trail	5-jährig	# 6
30.04.2024	Youngstars Challenge	6-jährig	# 1
30.04.2024	Western Riding A-Teil	1-2 sen	# 12
30.04.2024	Western Riding A-Teil	1-2 jun	# 8
30.04.2024	Reining A-Teil	1/2A/B	# 6
30.04.2024	Reining A-Teil	3 A/B	# 8
01.05.2024	Jungpferde Reining	4-jährig	# 1
01.05.2024	Jungpferde Reining	5-jährig	# 2
01.05.2024	Youngstars Reining	6-jährig	# 13
01.05.2024	Q sen/jun/Jugend Reining	1/2A/B	# 12



 BESTICKUNG

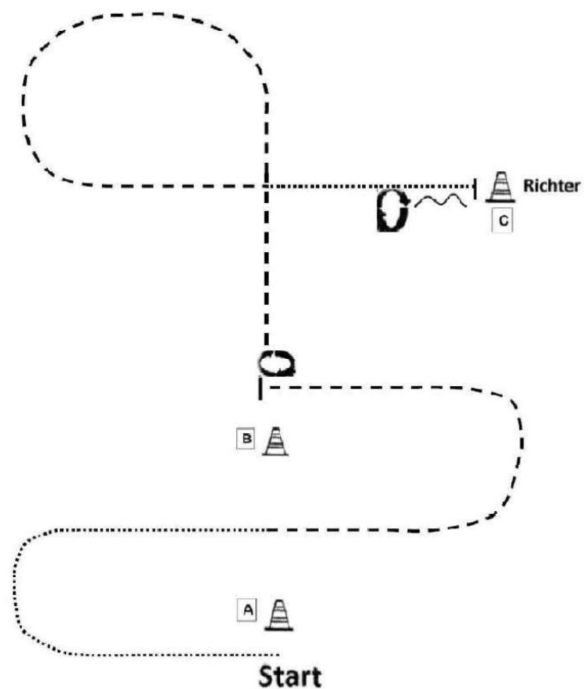
 TEAMBEKLEIDUNG

WWW.CIBLU.EU

CIBLU Stich  info@ciblu-stich.eu

C Turnier – Samstag, 27.04.2024

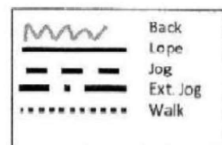
SWF Showmanship at Halter LK 4/5 A/B #3



Aufstellung bei A

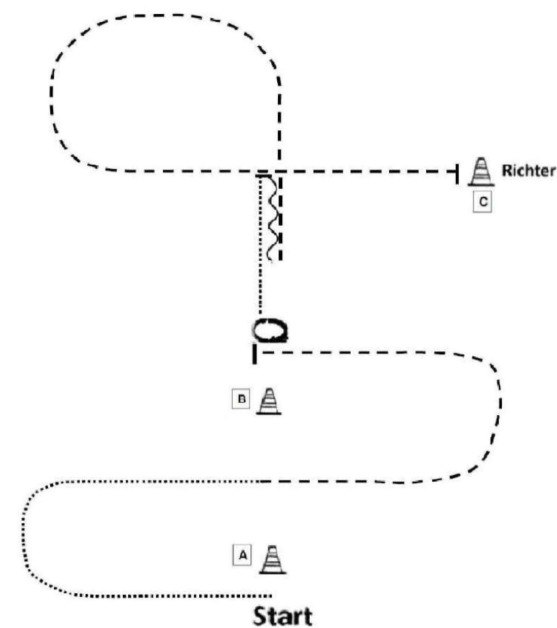
1. Walk serpentine.
2. Trot serpentine.
3. Stop, turn 90° right.
4. Trot.
5. Walk straight line, stop.
6. Set up for inspection.
7. Back straight line.
8. Turn 90° right.

Walk and leave the arena.



© Constance Waber, 2019


SWF Showmanship at Halter LK 3 A/B #4



Aufstellung bei A

1. Walk.
2. Trot, stop.
3. Turn 450° right.
4. Walk.
5. Stop, back straight line.
6. Trot, stop.
7. Set up for inspection.

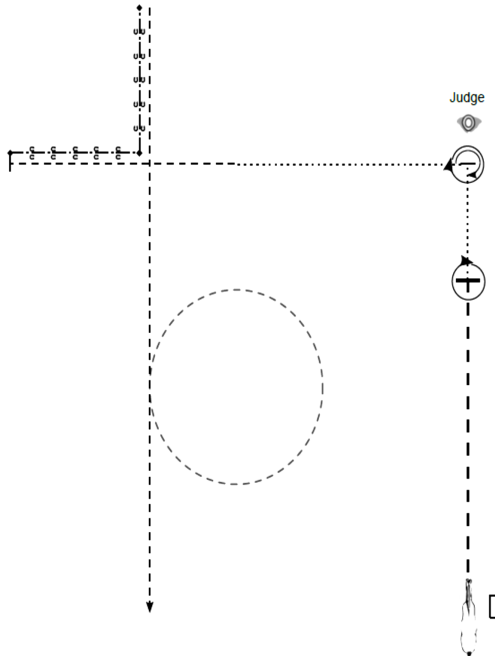
Walk and leave the arena.



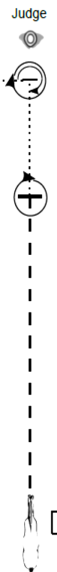
© Constance Waber, 2019

C Turnier – Samstag, 27.04.2024
LK 1/2A LK 1-3 B

Pattern Showmanship at Halter #8 - Q LK 1/2 A/B



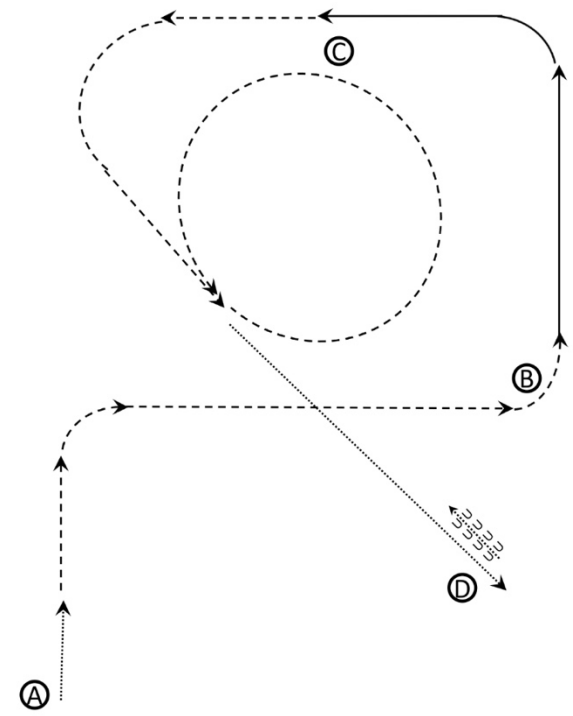
- Start bei A/Aufstellung
 (1) Extended Trot, Stop
 (2) Turn 360°
 (3) Walk zum Richter, Stop
 (4) Set Up
 (5) Inspection
 (6) Turn 630°
 (7) Walk, Trot, Stop
 (8) Back up
 (9) Trot
 Im Trot die Arena verlassen



- A Marker
- Walk
- Trot
- ext. Trot
- ←→ Back up

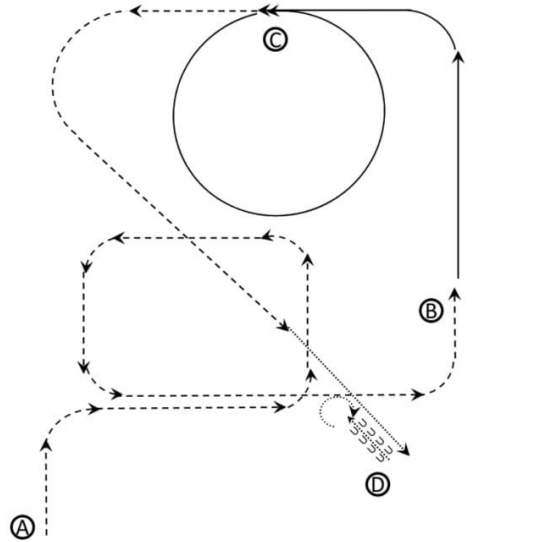


LK 4/5 A/B WHS WT = ohne Lope

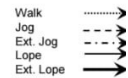


1. Aus dem Stand zwei Pferdelängen Schritt
2. Trab von A nach B
3. Lope ab B wie eingezeichnet,
4. Trab auf der Höhe von C, Trabzirkel
5. Im Schritt zu D
6. Zwei Pferdelängen rückwärts
 Verlasse die Arena im Schritt

Turnier – Samstag, 27.04.2024
LK 3 A/B WHS

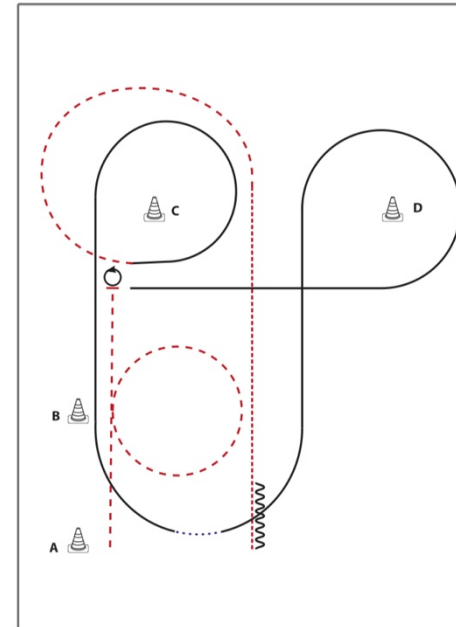


1. Aus dem Stand in den Trab von A um B herum
2. Linksgalopp bei B
3. Bei C Linksgaloppzirkel
4. Bei C Jog
5. Zwei Pferdelängen Schritt
6. Stopp bei D
7. Eine Pferdelänge rückwärts
8. Hinterhandwendung 360° egal in welche Richtung
 Verlasse die Arena im Schritt



LK 1/2A/B WHS

#33 Western Horsemanship Q/M LK 1/2 A/B




- 1) BE READY AT A, JOG
 - 2) STOP, TURN 270° LEFT
 - 3) LOPE LL
 - 4) LOPE LL AROUND D
 - 5) CHANGE LEADS SIMPLE BY WALK
 - 6) LOPE RL
 - 7) LOPE RL AROUND C
 - 8) JOG AROUND C
 - 9) EXTENDED JOG
 - 10) STOP, BACK UP (AT LEAST ONE HORSE LENGTH)
- WALK OUT



Diana Bürgel – Literarische Übersetzerin



MIB
Fake Tails



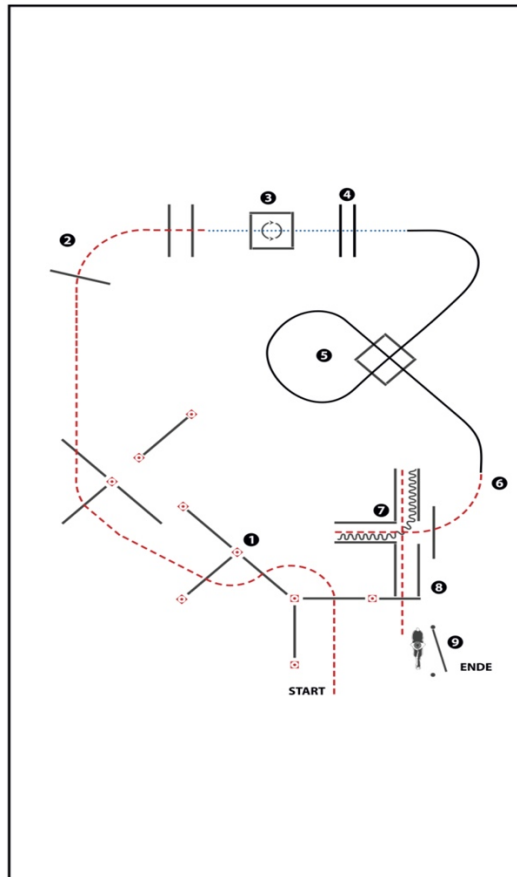
OBERMÜLLER
PERFORMANCE HORSES



C Turnier – Sonntag, 28.04.2024

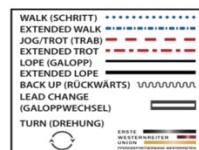
LK 4A TH

Trail-Set 1 #5 LK 3 Arenagröße 25 x 50 m



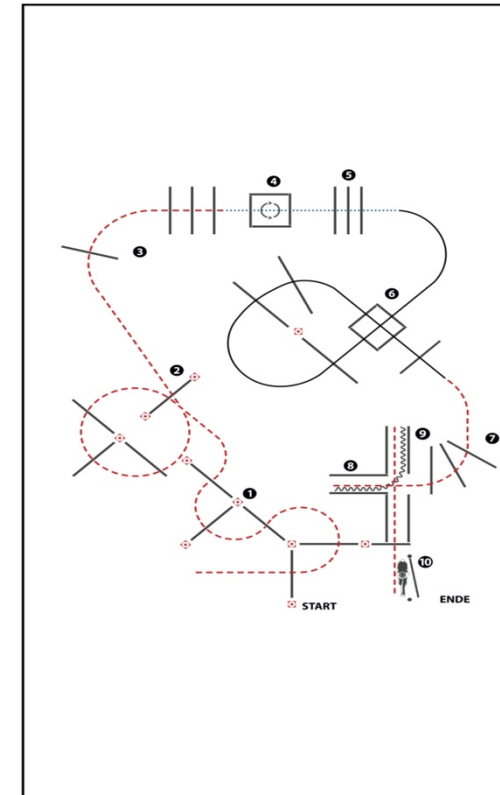
(Erhöhungen optional)

- 1) JOG THRU SERPENTINE,
- 2) JOG OVER POLES (3 POLES)
- 3) WALK INTO BOX, 360° TURN EITHER WAY, WALK OUT
- 4) WALK OVER
- 5) LOPE OVER (RL)
- 6) JOG OVER, JOG INTO CHUTE
- 7) BACK UP
- 8) JOG OUT, JOG OVER
- 9) GATE (LH)



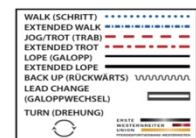
LK 1/2A/B

Trail-Set 1 #3 LK 2/1 Senior Arenagröße 25 x 50 m



(Erhöhungen optional)

- 1) JOG THRU SERPENTINE,
- 2) JOG OVER POLES (5 Poles)
- 3) JOG OVER POLES (4 POLES)
- 4) WALK INTO BOX, 360° TURN EITHER WAY, WALK OUT
- 5) WALK OVER
- 6) LOPE OVER (RL)
- 7) JOG OVER, JOG INTO CHUTE
- 8) BACK UP
- 9) JOG OUT, JOG OVER
- 10) GATE (LH)

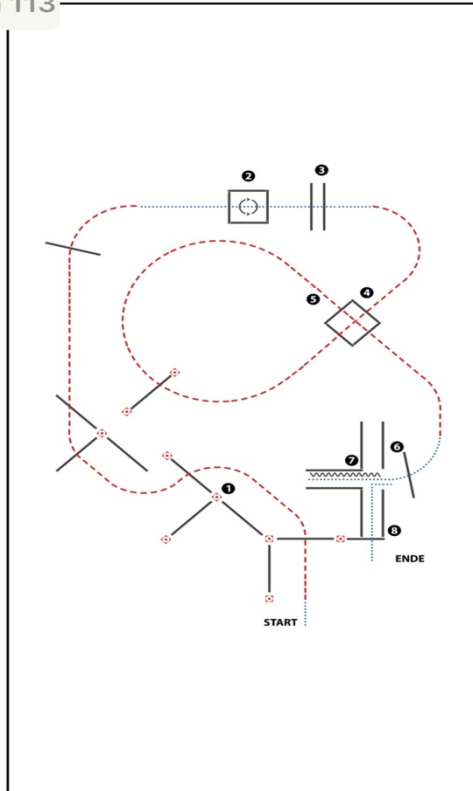


C Turnier – Sonntag, 28.04.2024

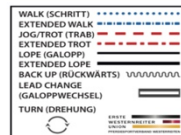
WTTH

Trail-Set 1 #7 W/T und FZ Arenagröße 25 x 50 m

9 von 113

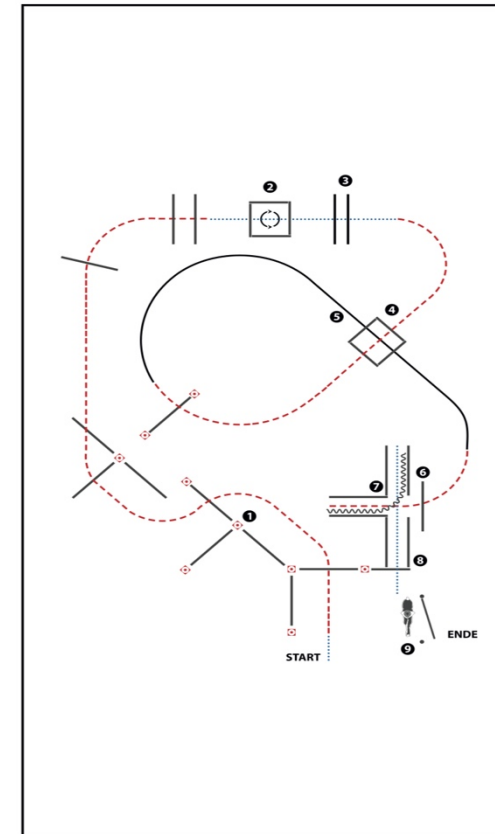


- 1) JOG THRU SEPENTINE, JOG OVER POLES
(Jog Slalom über Stangen)
- 2) WALK INTO BOX, 360° TURN EITHER WAY, WALK OUT
(Schritt in die Box, 360° Turn rechts oder links, im Schritt aus der Box)
- 3) WALK OVER (Schrittstangen)
- 4) JOG OVER (Trabstangen)
- 5) JOG OVER (Trabstangen)
- 6) WALK OVER INTO CHUTE (Schrittstange, im Schritt in die Gasse)
- 7) BACK UP (Rückwärts)
- 8) WALK OUT (im Schritt aus dem Gasse reiten)



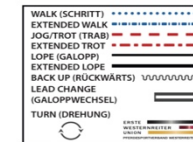
LK 3/4B & LK 3A

Trail-Set 1 #6 LK 4/5 Arenagröße 25 x 50 m



(Erhöhungen optional)

- 1) JOG THRU SERPENTINE, JOG OVER POLES
- 2) WALK INTO BOX, 360° TURN EITHER WAY, WALK OUT
- 3) WALK OVER
- 4) JOG OVER
- 5) LOPE OVER (RL)
- 6) JOG OVER, JOG INTO CHUTE
- 7) BACK UP
- 8) WALK OUT, WALK OVER
- 9) GATE (LH)

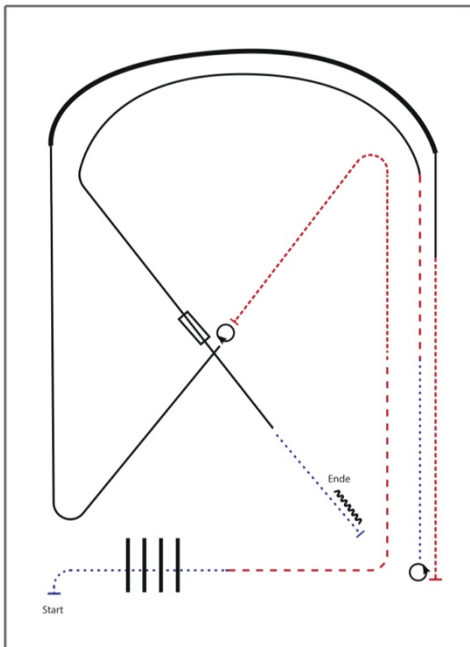


C Turnier – Sonntag, 28.04.2024

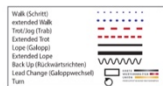
LK 1/2A RR

LK 3 A & LK 2/3 B

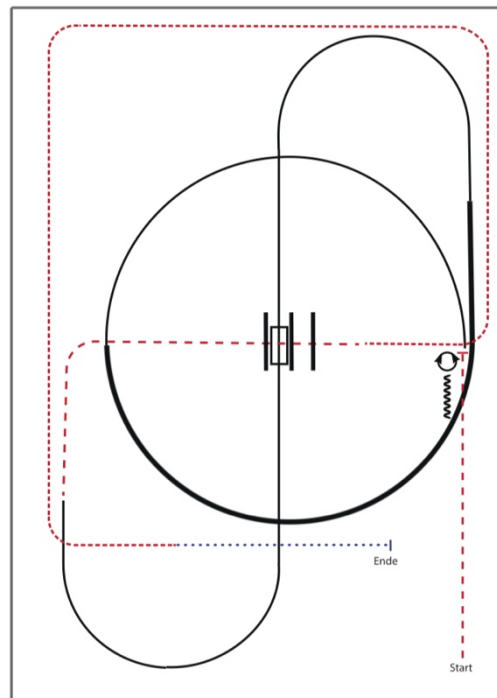
#20 Ranch Riding Q jun. LK 1/2 LK 3 Arenagröße min. 25 x 50 Meter



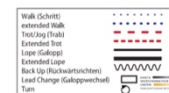
- 1) WALK OVER
- 2) TROT
- 3) EXTENDED TROT
- 4) STOP, 360° TURN RIGHT
- 5) LOPE RL
- 6) EXTENDED LOPE RL, LOPE RL
- 7) EXTENDED TROT
- 8) STOP, 540° TURN LEFT
- 9) WALK
- 10) TROT
- 11) LOPE LL
- 12) CHANGE LEADS (SIMPLE OR FLYING), LOPE RL
- 13) WALK, STOP, BACK UP



#18 Ranch Riding Q jun. LK 1/2 LK 3 Arenagröße min. 20 x 40 Meter

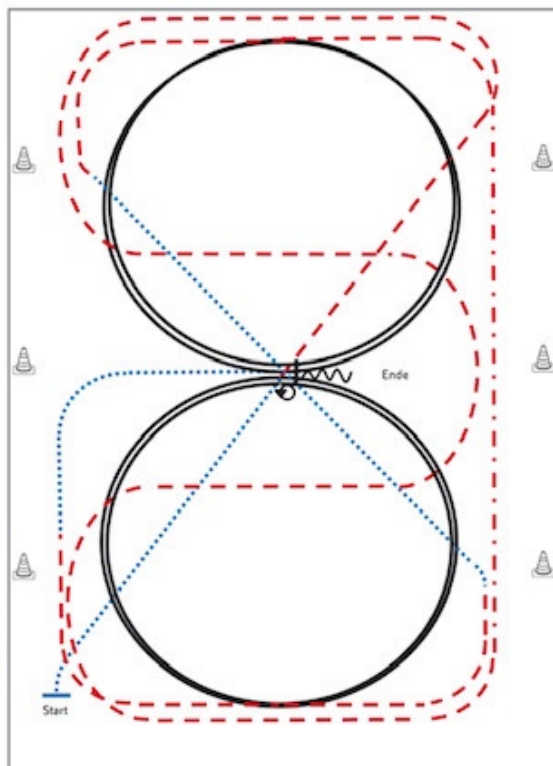


- 1) TROT
- 2) STOP, 180° TURNS EACH DIRECTION
- 3) BACK UP
- 4) LOPE LL
- 5) EXTENDED LOPE LL, LOPE LL
- 6) CHANGE LEADS (SIMPLE OR FLYING)
- 7) LOPE RL
- 8) TROT, TROT OVER
- 9) EXTENDED TROT
- 10) WALK, STOP



Greenhorse Basis C Turnier – Montag, 29.04.2024

Jungpferde Basis Pattern 3 (4j.)



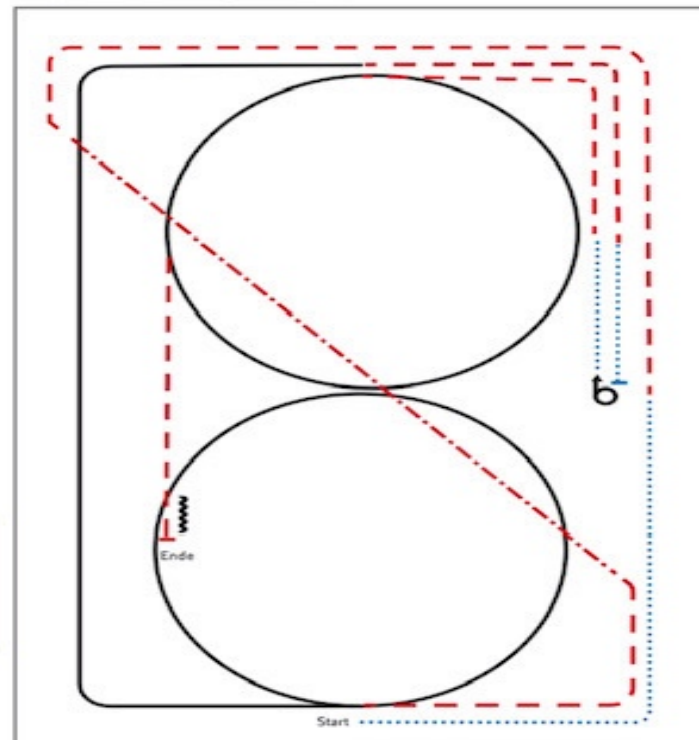
- 1) Schritt durch die ganze Bahn, bei X Trab, Schlangenlinien durch die Bahn drei Bögen
- 2) An der langen Seite Tritte verlängern (Leichttraben erlaubt)
- 3) Mitte der kurzen Seite 2 Zirkel Linksgalopp, Mitte der kurzen Seite Trab
- 4) Im Schritt durch die ganze Bahn wechseln, vor Erreichen des Hufschlags Trab
- 5) Mitte der kurzen Seite 2 Zirkel Rechtsgalopp, Mitte der kurzen Seite Trab
- 6) In Höhe des ersten Markers Schritt, Mitte der langen Seite abwenden, bei X Anhalten, HHW 540° (li. oder re.), eine Pferdelänge Rückwärtsrichten



Verharren, um das Ende der Prüfung anzuzeigen.

Greenhorse Ranch Riding

Jungpferde Ranch Riding Pattern 7 (4j.)



- 1) Walk, Trot
- 2) Extended Trot, Trot
- 3) Lope RL circle, Lope
- 4) Trot, Walk, Stop, Turn 540° left or right
- 5) Walk, Trot, Lope LL circle
- 6) Trot, Stop, Back up



SAVE THE DATE



AMERICANA®



3.-7. September 2025
MESSE FRIEDRICHSHAFEN

GREAT HORSES ★ GREAT RIDERS ★ GREAT FUN



www.americana.de

TIERVERSICHERUNG MIT ERFAHRUNG UND HERZ

Für dich und dein Pferd.

40
Jahre

Tierkranken-
versicherung



uelzener.de/pferd

Die Pferdeversicherungen der Uelzener.

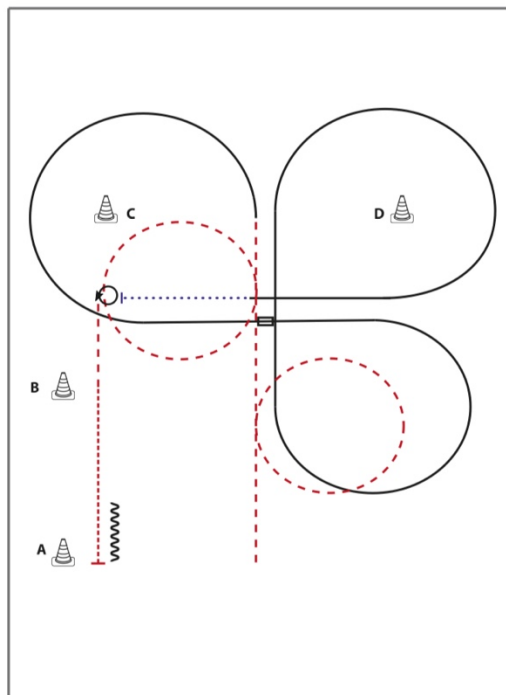
Ermögliche deinem Pferd die beste gesundheitliche Versorgung – auch bei steigenden Tierarztkosten.

Ruf uns unverbindlich an.
Tel. 0581 8070-4646

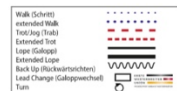


AQ Turnier Dienstag, 30.04.2024
 LK 1/2A & LK 1-3 B WHS

#37 Western Horsemanship Q/M LK 1/2 A/B



- 1) BE READY, JOG
 - 2) JOG SMALL CIRCLE RIGHT, JOG
 - 3) JOG SMALL CIRCLE LEFT
 - 4) LOPE LL
 - 5) CHANGE LEADS (SIMPLE OR FLYING)
 - 6) LOPE RL
 - 7) WALK
 - 8) STOP, TURN 450° LEFT
 - 9) JOG, EXTENDED JOG
 - 10) STOP, BACK UP (AT LEAST ONE HORSE LENGTH)
- WALK OUT



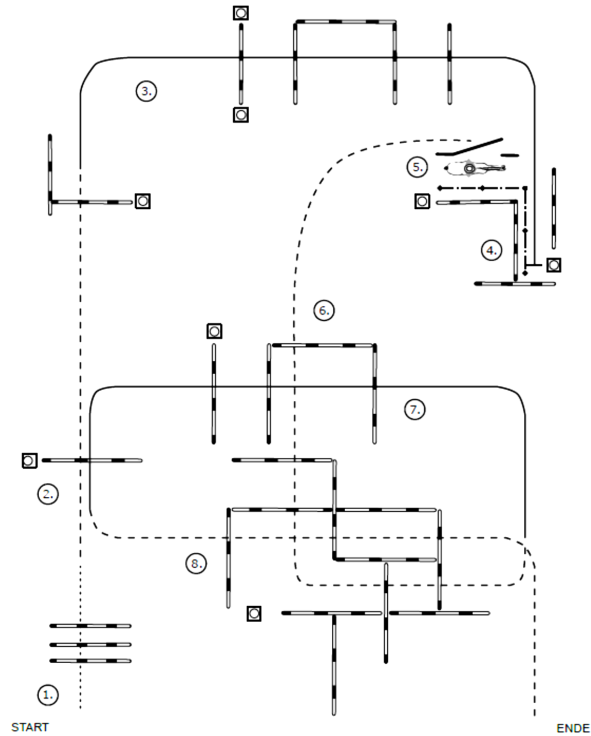
MEDIA PRODUCTION

DV Media Production
 Turnierfotografie
 Alle Fotos gibt es unter

www.dv-medie-shop.de

AQ Turnier Dienstag, 30.04.2024
LK 1/2A sen. TH

Pattern sen. Trail – Set 3 – #2 – LK 1/2

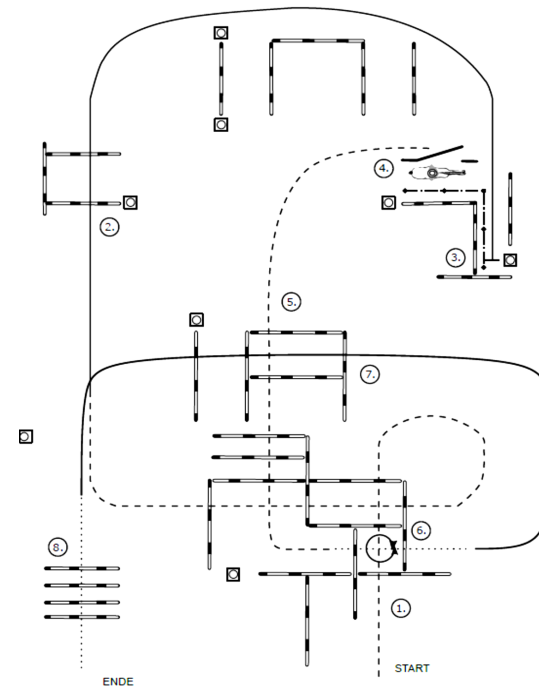


- (1) Walk over
- (2) Jog over
- (3) Lope over (Rechtsgalopp), Lop in, Stop
- (4) Back up
- (5) Tor
- (6) Jog over
- (7) Loge over (Linksgalopp)
- (8) Jog over



LK 1/2jun. TH

Pattern jun. Trail – Set 3 – #3 – LK 1/2 – LK 3

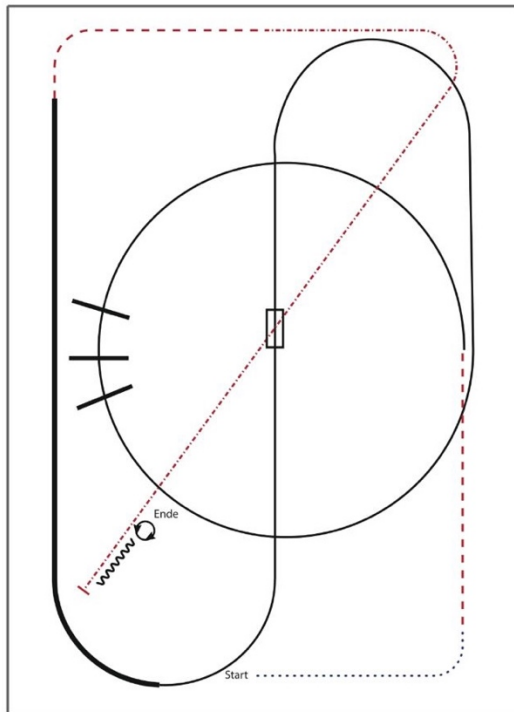


- (1) Jog over
- (2) Lope over (Rechtsgalopp), Lope in, Stop
- (3) Back up
- (4) Tor
- (5) Jog over
- (6) Stop oder Übergang zum Walk, Walk in, 360° Turn (rechts o links), Walk out
- (7) Lope over (Linksgalopp)
- (8) Walk over

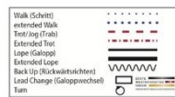


AQ Turnier Dienstag, 30.04.2024
LK 1-3 B & LK 1/2jun RR

#15 LO Ranch Riding Q jun. LK 1/2 Arenagröße min. 20 x 40 Meter

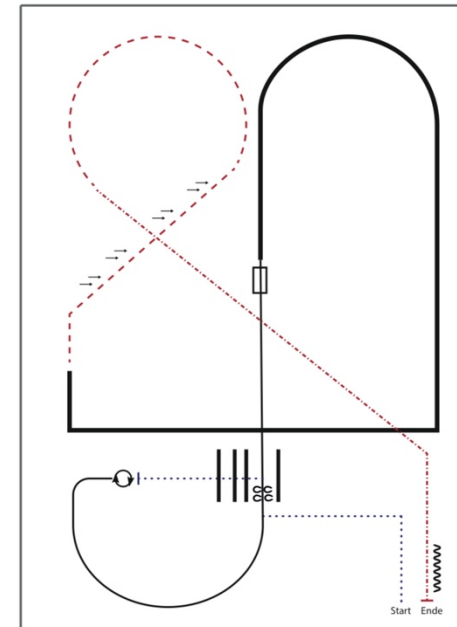


- 1) WALK
- 2) TROT
- 3) LOPE LL CIRCLE, LOPE OVER
- 4) CHANGE LEADS (SIMPLE OR FLYING), LOPE RL
- 5) LOPE RL
- 6) EXTENDED LOPE RL
- 7) TROT
- 8) EXTENDED TROT
- 9) STOP, BACK UP
- 10) 360° TURNS (EACH DIRECTION)



LK 1/2sen RR

#1 Ranch Riding Q sen. LK 1/2 Arenagröße min. 25 x 50 Meter

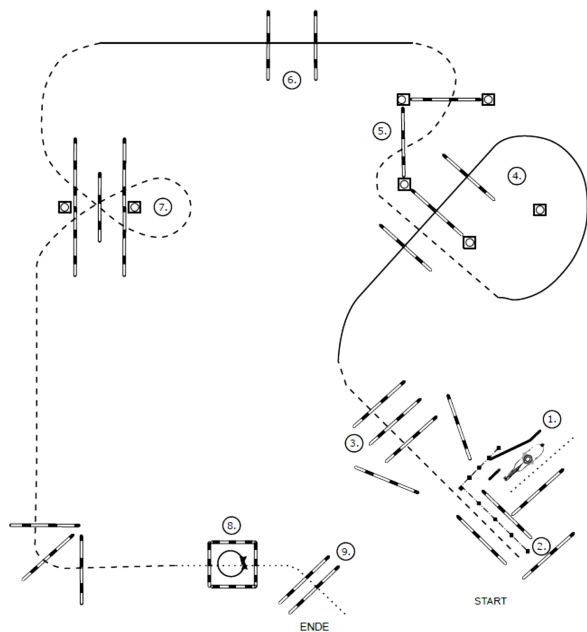


- 1) WALK CORNER
- 2) SIDEPASS RIGHT, WALK OVER
- 3) STOP, 360° TURNS (EACH DIRECTION)
- 4) LOPE LL
- 5) CHANGE LEADS (SIMPLE OR FLYING), LOPE RL
- 6) EXTENDED LOPE RL
- 7) EXTENDED LOPE CORNERS
- 8) TROT, TROT TWO TRACK
- 9) TROT
- 10) EXTENDED TROT
- 11) STOP, BACK UP



Q Turnier 01.05.2024
 Q LK 1/2jun TH & Q LK 1/2B TH
 & LK 3 A LK 1-3B TH

Pattern 2020 – Trail-Set 2 - #1 - jun. Trail - LK 1/2



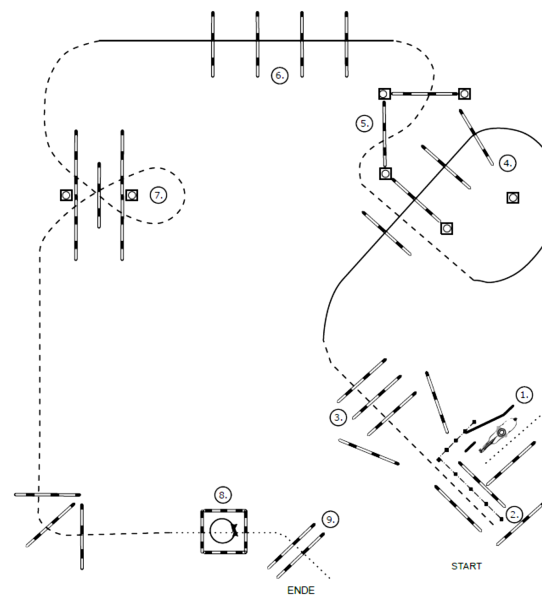
- (1) Walk, Tor
- (2) Back up
- (3) Jog over
- (4) Lope over
- (5) Jog over
- (6) Lope over
- (7) Jog over
- (8) Walk in, 360° Turn (rechts oder links), Walk out
- (9) Walk over

- Walk
- - - - - Jog
- Lope
- ← - - - Backup
- ← - - - Sidepass
- X — Lead
- X — Change



Q LK 1/2sen TH

Pattern 2020 – Trail-Set 2 - #2 - sen. Trail - LK 1/2



- (1) Walk, Tor
- (2) Back up
- (3) Jog over
- (4) Lope over
- (5) Jog over
- (6) Lope over
- (7) Jog over
- (8) Walk in, 360° Turn (recht oder links), Walk out
- (9) Walk over

- Walk
- - - - - Jog
- Lope
- ← - - - Backup
- ← - - - Sidepass
- X — Lead
- X — Change



Q Turnier 01.05.2024
Q LK 1/2A/B Ranch Riding

#3 Ranch Riding Q sen. LK 1/2 Arenagröße min. 20 x 40 Meter

- 1) WALK
- 2) WALK OVER
- 3) TROT
- 4) LOPE RL SMALL CIRCLE, LOPE RL
- 5) CHANGE LEADS (SIMPLE OR FLYING)
- 6) LOPE LL
- 7) EXTENDED LOPE LL, LOPE LL
- 8) TROT, TROT TWO TRACK LEFT
- 9) EXTENDED TROT
- 10) STOP, 360° TURNS (EACH DIRECTION)
- 11) LOPE LL
- 12) WALK, STOP, BACK UP

Walk (Schritt)
extended Walk
Trot (Jog) (Trot)
Extended Trot
Lope (Galopp)
Extended Lope
Back Up (Rückwärtsrichten)
Lead Change (Galoppwechsel)
Turn

Q LK 1/2jun RR & LK 3 A Ranch Riding

#17 Ranch Riding Q jun. LK 1/2 LK 3 Arenagröße min. 20 x 40 Meter

- 1) WALK, STOP
- 2) SIDEPASS RIGHT
- 3) WALK, STOP, BACK UP
- 4) TROT
- 5) EXTENDED TROT, TROT
- 6) LOPE LL
- 7) EXTENDED LOPE LL, LOPE LL
- 8) CHANGE LEADS (SIMPLE OR FLYING)
- 9) LOPE RL
- 10) TROT CORNERS
- 11) STOP, 360° TURN (LEFT OR RIGHT)
- 12) WALK, STOP

Walk (Schritt)
extended Walk
Trot (Jog) (Trot)
Extended Trot
Lope (Galopp)
Extended Lope
Back Up (Rückwärtsrichten)
Lead Change (Galoppwechsel)
Turn

Q Turnier 01.05.2024

Q LK 1/2A/B WHS

Pattern WHS - #6 - Q LK 1/2 A/B

Start

WARM UP AREA

- (1) Start bei A, 360° Turn (rechts oder links)
- (2) Jog um A
- (3) Extendes Jog um E
- (4) Walk bis B,
- (5) Stop, Back up eine Pferdelänge
- (6) Linksgalopp, Galoppwechsel (fliegend oder einfach),
Rechtsgalopp ½ Volte um C
- (7) Rechtsgalopp ½ Volte um D, Galoppwechsel (fliegend
oder einfach), Linksgalopp ½ Volte um D, ½ Volte um C
bis Mitte kurze Seite
- (8) Galoppwechsel (fliegend oder einfach), Rechtsgalopp
- (9) Stop bei F

Im Walk in den Warm-up-Bereich

ERSTE WESTERNREITER UNION
PFERDESPORTVERBAND WESTERNREITEN