



WWW.CR-SADDLES.COM

Zeitplan Lammetal Classic

Mittwoch, 21.05.2025

Öffnung Meldestelle 12.00 Uhr

Paid warm up Pleasure/Hunter Under Saddle
Paid Warm up Reining/Ranch Riding 5 Minuten
Paid Warm Up Ranch Trail
Paid Warm Up Trail

(zur freien Verfügung bis 1 Stunde vor den Trail Klassen/at your free disposal until 1 hour before the trail classes)

Start Zeit	Starter
14:00	11
ca. 14:40	3
ca. 15:00	3
	25

Donnerstag, 22.05.2025

Öffnung Meldestelle 08.00 Uhr

		Start Zeit	Starter
AQHA	138004 L1 Open Trail	09:00	5
AQHA	238102 L1 Amateur Walk Trot Trail		1
AQHA	238002 L1 Amateur Trail		13
AQHA	138100 Junior Trail Open		1
AQHA	238000 Amateur Trail		12
Umbau Trail / Abziehen		ca. 11:30	
AQHA	110949 L1 Open Ranch Trail	ca. 12:00	2
AQHA	110929 L1 Amateur Ranch Trail		1
AQHA	110909 Open Ranch Trail		3
AQHA	210909 Amateur Ranch Trail		2
Mittagspause / Abbau Trail / Abziehen /		ca. 13:00	
AQHA	136004 L1 Open Western Riding	ca. 13:45	5
AQHA	236002 L1 Amateur Western Riding		3
AQHA	136000 Open Western Riding		4
AQHA	236000 Amateur Western Riding		4
NSBA USA	515408 Novice Amateur Western Pleasure	ca. 15:00	5
NSBA USA	515600 Amateur Western Pleasure	ca. 15:20	4
AQHA	240102 L1 Amateur Walk Trot Horsemanship		2
AQHA	240002 L1 Amateur Western Horsemanship		14
AQHA	240000 Amateur Western Horsemanship		13
Abziehen / Aufbau Ranch Riding		ca. 16:50	
NSBA USA	549600 Amateur Ranch Riding	ca. 17:10	1
AQHA	134004 L1 Open Reining	ca. 17:20	2
AQHA	234002 L1 Amateur Reining		0
AQHA	134000 Open Reining		3
AQHA	234000 Amateur Reining		2

Das Showmanagement behält sich das Recht vor, die Klassen bis zu 30 Minuten vor den in der vorläufigen Zeiteinteilung angegebenen Uhrzeiten beginnen zu lassen!

Freitag, 23.05.2025

Öffnung Meldestelle 08.00 Uhr

		Start Zeit	Starter
NSBA USA	530100 Green/L1 Open Trail	09:00	4
NSBA USA	535400 Novice/L1 Amateur Trail		8
NSBA USA	535600 Amateur Trail		8
NSBA USA	530301 Open Junior Trail		1
NSBA USA	530109 Rookie Horse Trail		2
Abbau Trail / Abziehen		ca. 11:00	
AQHA	117009 Open Working Western Rail	ca. 11:20	3
AQHA	217009 Amateur Working Western Rail		2
Mittagspause		ca. 11:45	
AQHA	242102 L1 Amateur Walk Trot Western Pleasure	ca. 12:30	1
AQHA	142004 L1 Open Western Pleasure		3
AQHA	242002 L1 Amateur Western Pleasure		13
AQHA	142100 Junior Western Pleasure Open		1
AQHA	242000 Amateur Western Pleasure		12
AQHA	442000 Youth Western Pleasure		2
NSBA USA	510302 Senior Western Pleasure Open		3
AQHA	140004 Level 1 Horse Non Pro Western Horsemanship Amateur & Youth	ca. 14:00	2
Abziehen / Aufbau Ranch Riding		ca. 14:10	
AQHA	143004 L1 Open Ranch Riding	ca. 14:30	3
AQHA	243002 L1 Amateur Ranch Riding		2
AQHA	143000 Open Ranch Riding		4
AQHA	243000 Amateur Ranch Riding		6
Abbau Ranch Riding / Abziehen		ca. 15:50	
AQHA	144004 L1 Open Hunter Under Saddle	ca. 16:10	2
AQHA	244102 L1 Amateur Walk Trot Hunter Under saddle		1
AQHA	244002 L1 Amateur Hunter Under Saddle		5
AQHA	244000 Amateur Hunter Under Saddle		5
AQHA	144100 Junior Hunter Under Saddle Open		1
NSBA USA	520302 Senior Hunter Under Saddle Open		1

Das Showmanagement behält sich das Recht vor, die Klassen bis zu 30 Minuten vor den in der vorläufigen Zeiteinteilung angegebenen Uhrzeiten beginnen zu lassen!

Samstag, 24.05.2025
Öffnung Meldestelle 09.00 Uhr

		Start Zeit	Starter
AQHA	107600 Three Year Old Geldings Open	10:00	1
AQHA	107700 Aged Geldings Open		1
AQHA	177000 Performance Halter Geldings Open		1
NSBA USA	504385 Aged Geldings Open		1
AQHA	207600 Three Year Old Geldings Amateur		1
AQHA	207700 Aged Geldings Amateur		7
AQHA	277000 Performance Halter Geldings Amateur		1
NSBA USA	504685 Aged Geldings Amateur		2
AQHA	105500 Two Year Old Mares Open		4
AQHA	175000 Performance Halter Mares Open		3
AQHA	205500 Two Year Old Mares Amateur		2
AQHA	205700 Aged Mares Amateur		1
AQHA	275000 Performance Halter Mares Amateur		5
NSBA USA	504684 Aged Mares Amateur		2
AQHA	475000 Performance Halter Mares Youth		1
AQHA	412000 Youth Showmanship at halter	ca. 12:00	1
AQHA	212002 L1 Amateur Showmanship at halter		7
NSBA USA	505400 L1 Amateur Showmanship at halter		4
AQHA	212000 Amateur Showmanship at halter		9
NSBA USA	505600 Amateur Showmanship at halter		5
Mittagspause / Warm Up Long Liners		ca. 13:30	
NSBA USA	502390 Longe Line 2 Year Old	ca. 14:15	2
NSBA USA	510100 Green Western Pleasure Open		3
NSBA USA	510301 Open Junior Western Pleasure		1
AQHA	436000 Youth Western Riding	ca. 14:45	1
NSBA USA	555400 L1 Amateur Horsemanship	Ca. 14:55	7
NSBA USA	555600 Amateur Horsemanship		6
AQHA	440000 Youth Western Horsemanship		2
NSBA USA	557300 Youth Western Horsemanship		1
AQHA	142200 Senior Western Pleasure Open	ca. 15:50	4
Abziehen		ca. 16:00	
AQHA	152004 Level 1 Horse Non Pro Hunt Seat Equitation Amateur & Youth	ca. 16:15	1
AQHA	252102 L1 Amateur Walk Trot Hunt Seat Equitation		1
NSBA USA	250100 L1 Open Hunter under saddle	ca. 16:30	2
AQHA	452000 Youth Hunt seat Equitation	ca. 16:45	1
AQHA	252002 L1 Amateur Hunt Seat Equitation		3
AQHA	252000 Amateur Hunt Seat Equitation		6
AQHA	144200 Senior Unter unter Saddle Open	ca. 17:15	3

Das Showmanagement behält sich das Recht vor, die Klassen bis zu 30 Minuten vor den in der vorläufigen Zeiteinteilung angegebenen Uhrzeiten beginnen zu lassen!

Sonntag, 25.05.2025
Öffnung Meldestelle 07.45 Uhr

		Start Zeit	Starter
AQHA	138300 In Hand Trail 2-3 Year Old Open	08:30	3
AQHA	238300 In Hand Trail 2-3 Year Old Amateur		2
NSBA USA	532380 In Hand Trail 2 Year Old		1
Umbau Trail		ca. 9:10	
NSBA USA	537300 Youth Trail	ca. 9:40	1
NSBA USA	530302 Open Senior Trail		6
AQHA	438000 Youth Trail		2
AQHA	138200 Open Senior Trail		9
AQHA	118009 Longe Line 2 bis 3 Jährige Open	ca. 11:10	5
AQHA	218009 Longe Line 2 bis 3 Jährige Amateur		2
NSBA USA	510109 Rookie Horse		2
NSBA USA	540100 Green Open Western Riding	ca. 11:40	2
NSBA USA	540400 L1 Amateur Western Riding		1
NSBA USA	545600 Amateur Western Riding		3
NSBA USA	540300 Open Western Riding		2
Mittagspause		ca. 12:30	
NSBA USA	525400 L1 Amateur Hunter under saddle		3
NSBA USA	525600 Amateur Hunter under saddle		1
NSBA USA	565400 L1 Amateur Hunt Seat Equitation		2
NSBA USA	565600 Amateur Hunt seat Equitation		3
NSBA USA	520301 Junior Hunter under Saddle Open		1

Das Showmanagement behält sich das Recht vor, die Klassen bis zu 30 Minuten vor den in der vorläufigen Zeiteinteilung angegebenen Uhrzeiten beginnen zu lassen!

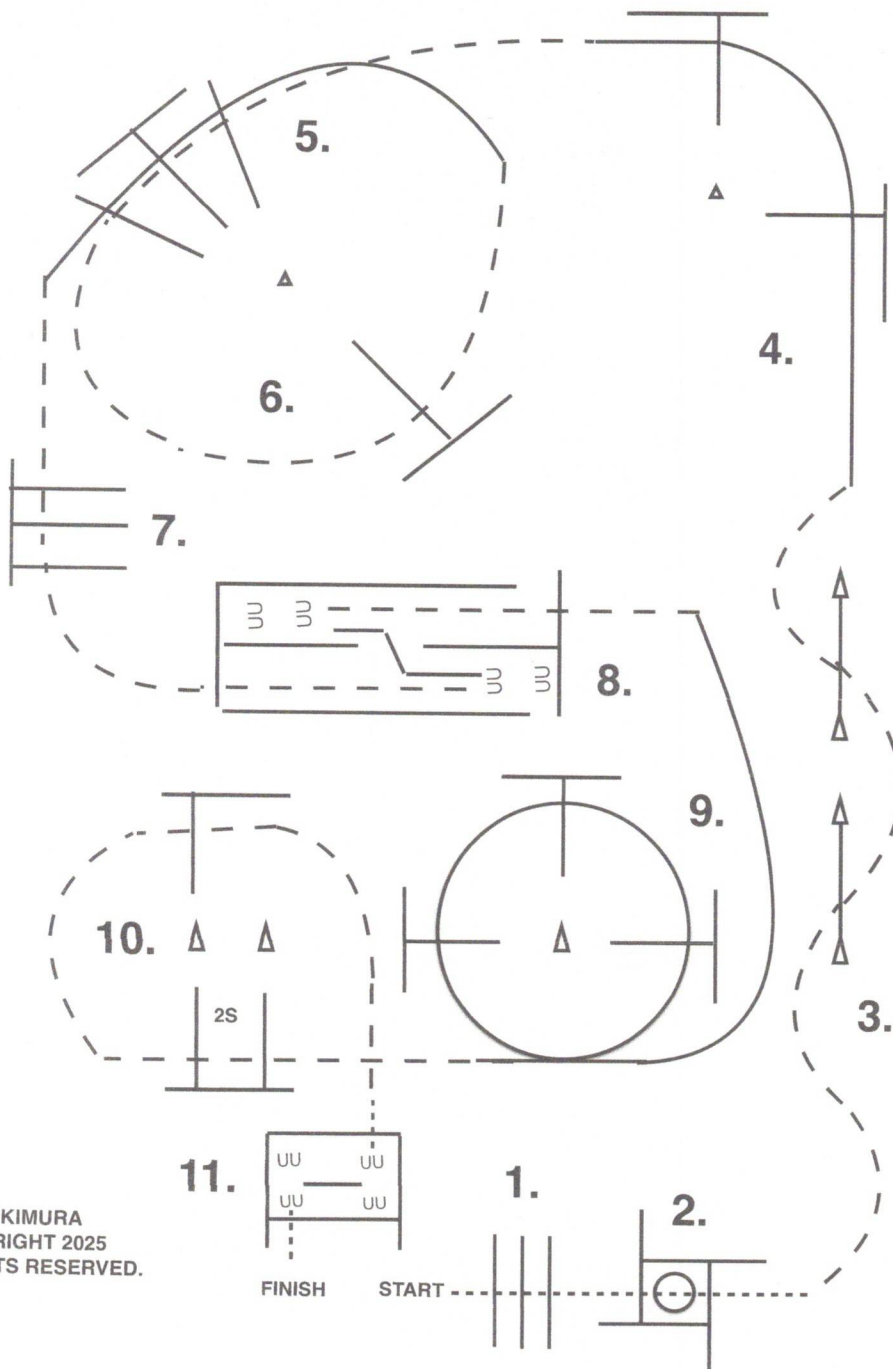
**Lammetal
Classic 2025**
Donnerstag, 22.5.2025

L1 Open, Amateur

Pattern sponsored &
provided by:

NSBA
INTERNATIONAL

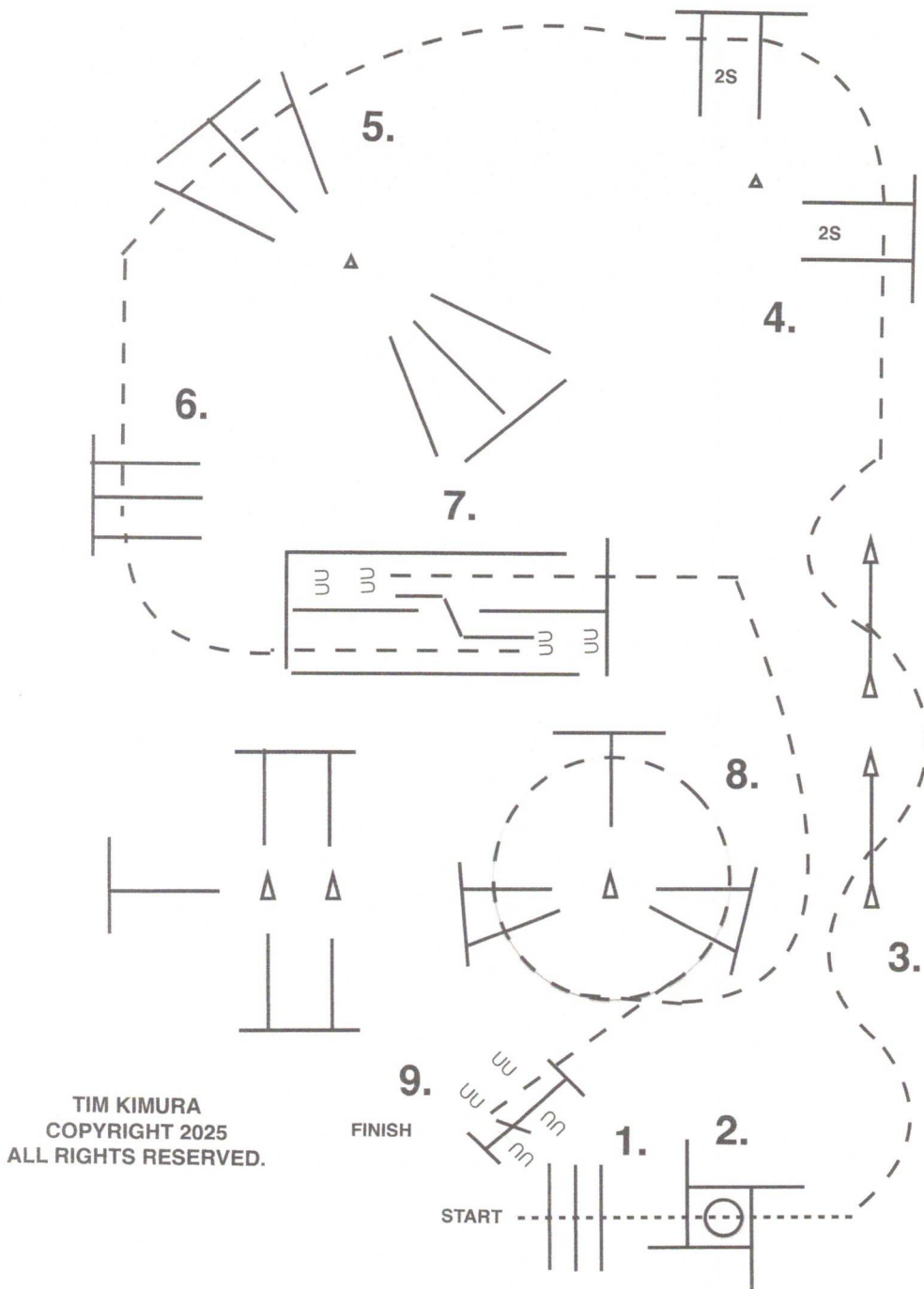
TIM KIMURA
COPYRIGHT 2025
ALL RIGHTS RESERVED.



1. WALK OVER POLES
2. WALK INTO BOX, EXECUTE A 360 DEGREE TURN EITHER WAY, WALK OUT BOX.
3. JOG THROUGH SERPENTINE, JOG OVER POLES.
4. LOPE OVER POLES (LEFT LEAD).
5. BREAK TO THE JOG, JOG OVER POLES.
6. LOPE OVER POLES (LEFT LEAD)
7. BREAK TO THE JOG, JOG OVER POLES.
8. JOG INTO CHUTE, STOP BACK CHUTE TO CHUTE, JOG OUT.
9. LOPE OVER POLES (RIGHT LEAD).
10. BREAK TO THE JOG, JOG OVER POLES
11. STOP OR BREAK TO THE WALK, WALK INTO BOX AND STOP IN BOX, SIDE PASS RIGHT, WALK OUT BOX.

Lammetal Classic 2025

Donnerstag, 22.5.2025
L1 Amateur Walk Trot



Pattern sponsored &
provided by:

NSBA
INTERNATIONAL



1. WALK OVER POLES
2. WALK INTO BOX, EXECUTE A 360 DEGREE TURN EITHER WAY, WALK OUT BOX.
3. JOG THROUGH SERPENTINE, JOG OVER POLES.
4. JOG OVER POLES
5. JOG OVER POLES
6. JOG OVER POLES.
7. JOG INTO CHUTE, STOP BACK CHUTE TO CHUTE, JOG OUT.
8. JOG OVER POLES
9. JOG UP TO GATE, STOP, WORK WORK GATE LEFT HAND

**Lammetal
Classic 2025**
Donnerstag, 22.5.2025

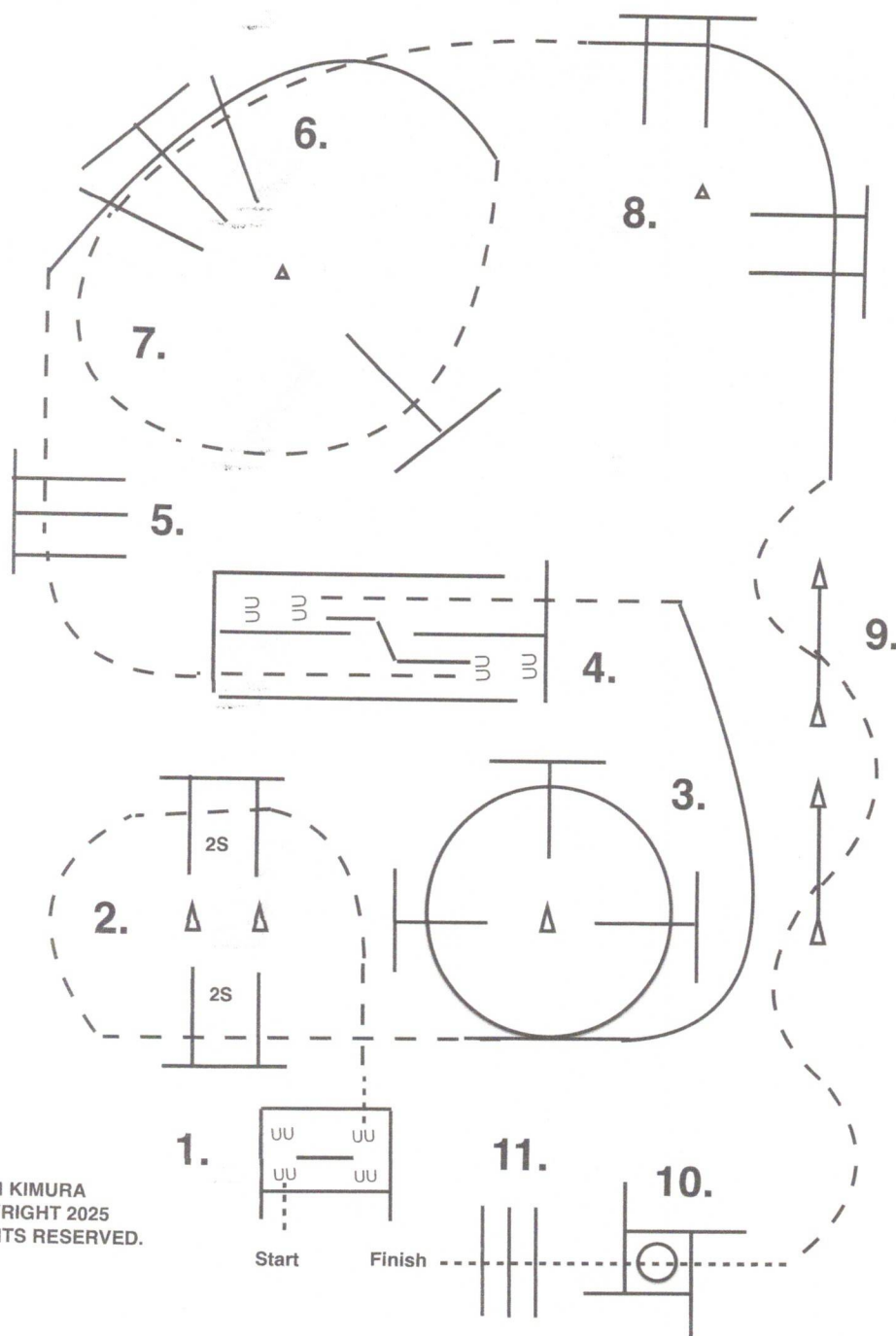
Junior & Amateur Trail

Pattern sponsored &
provided by:

NSBA
INTERNATIONAL

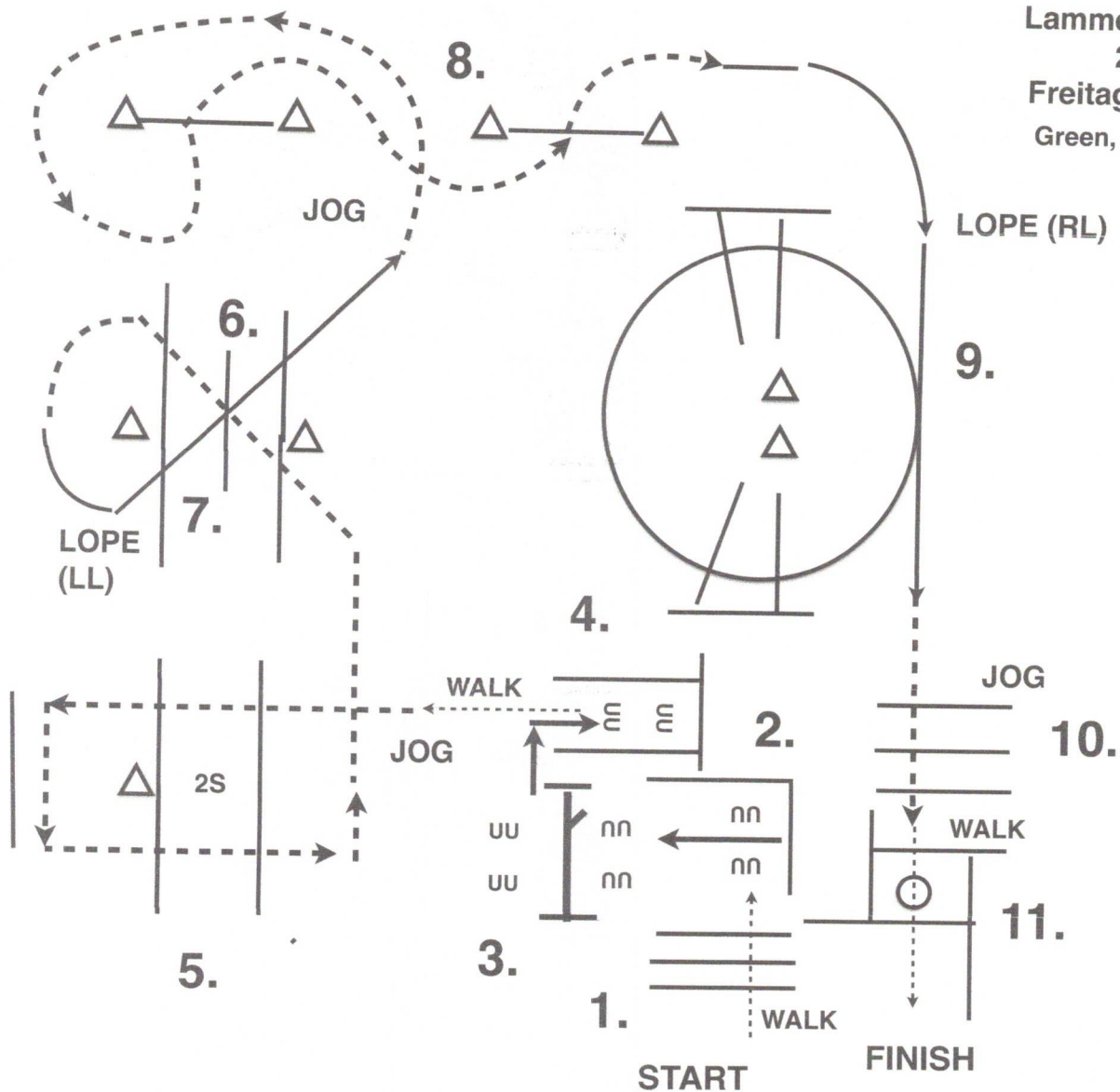


TIM KIMURA
COPYRIGHT 2025
ALL RIGHTS RESERVED.



1. WALK INTO BOX, STOP
SIDE PASS RIGHT, WALK OUT
2. JOG OVER POLES
3. LOPE OVER POLES (LEFT LEAD)
4. BREAK TO JOG, JOG INTO
CHUTE, BACK CHUTE TO CHUTE,
JOG OUT.
5. JOG OVER POLES
6. LOPE OVER POLES (RIGHT LEAD)

7. BREAK TO THE JOG,
JOG OVER POLES.
8. LOPE OVER POLES (RIGHT LEAD)
9. JOG SERPENTINE
10. STOP OR BRAK TO WALK, WALK INTO
BOX, TURN 360 LEFT OR RIGHT
11. WALK OUT OF BOX AND OVER POLES



1. WALK OVER POLES, BETWEEN POLES.
2. SIDE PASS LEFT TO GATE.
3. GATE: LH OPEN, RIDE THRU CLOSE GATE.
4. BACK BETWEEN POLES, WALK FORWARD.
5. JOG OVER POLES UP AND TURN LEFT AND BACK.
6. JOG DIAGONALE POLES
7. LOPE LEFT LEAD OVER DIAGONALE POLES
8. JOG SERPENTINE
9. LOPE OVER POLES (RL)
10. JOG OVER POLES, STOP IN GAP BEFORE BOX.
11. WALK INTO BOX, EXECUTE A 360 TURN EITHER WAY, WALK OUT BOX.

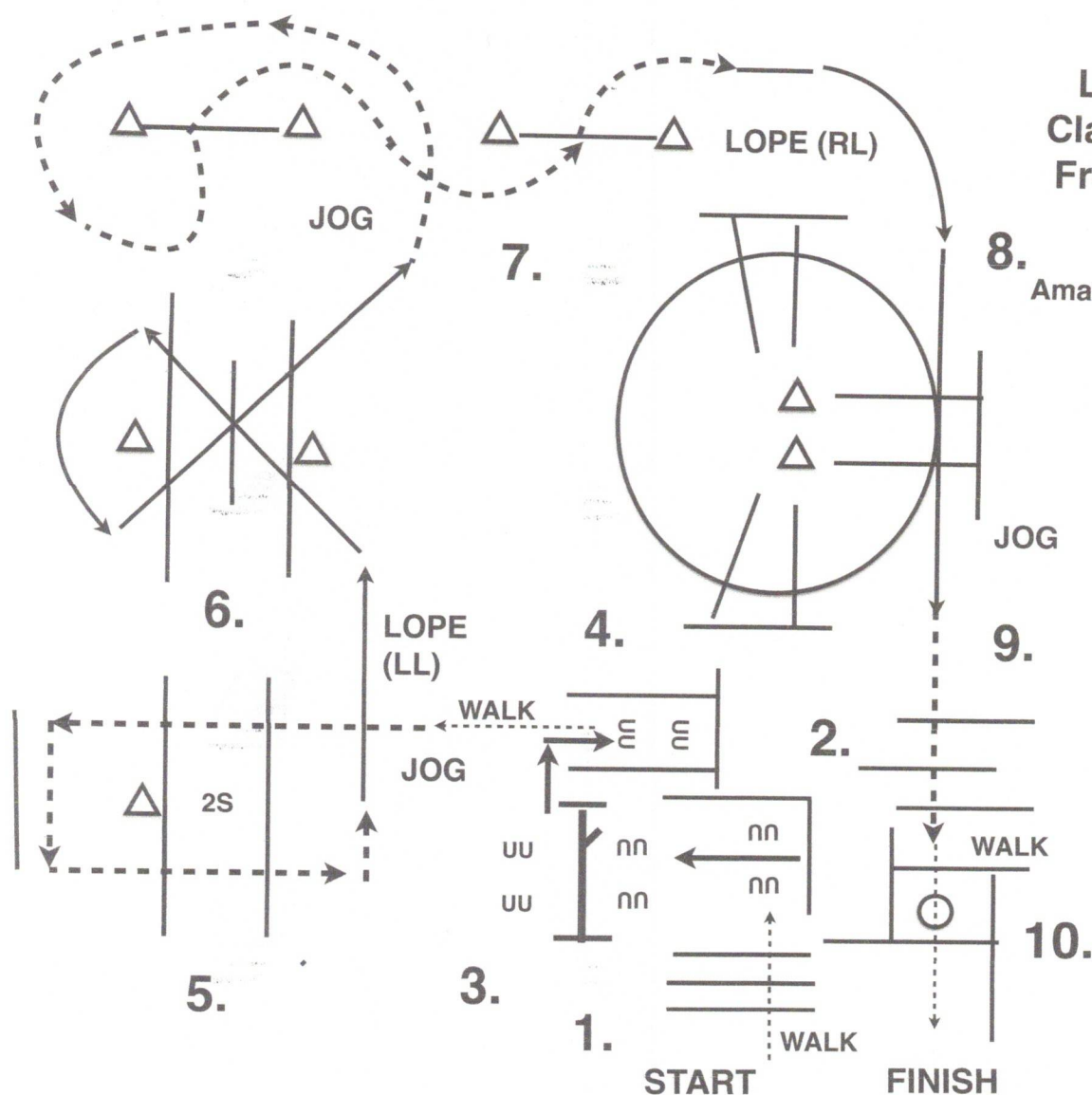
Pattern sponsored &
provided by:

NSBA
INTERNATIONAL

C
SADDLES
R

**Lammetal
Classic 2025,
Freitag 23.5.
2025**

Amateur, Junior Trail



1. WALK OVER POLES, BETWEEN POLES.
2. SIDE PASS LEFT TO GATE.
3. GATE: LH OPEN, RIDE THRU CLOSE GATE.
4. BACK BETWEEN POLES, WALK FORWARD.
5. JOG OVER POLES UP AND TURN LEFT AND BACK.
6. LOPE OVER POLES (LL)
7. BREAK TO THE JOG, JOG THRU SERPENTINE, JOG OVER POLES.
8. LOPE OVER POLES (RL)
9. JOG OVER POLES, STOP IN GAP BEFORE BOX.
10. WALK INTO BOX, EXECUTE A 360 TURN EITHER WAY, WALK OUT BOX.

Pattern sponsored &
provided by:

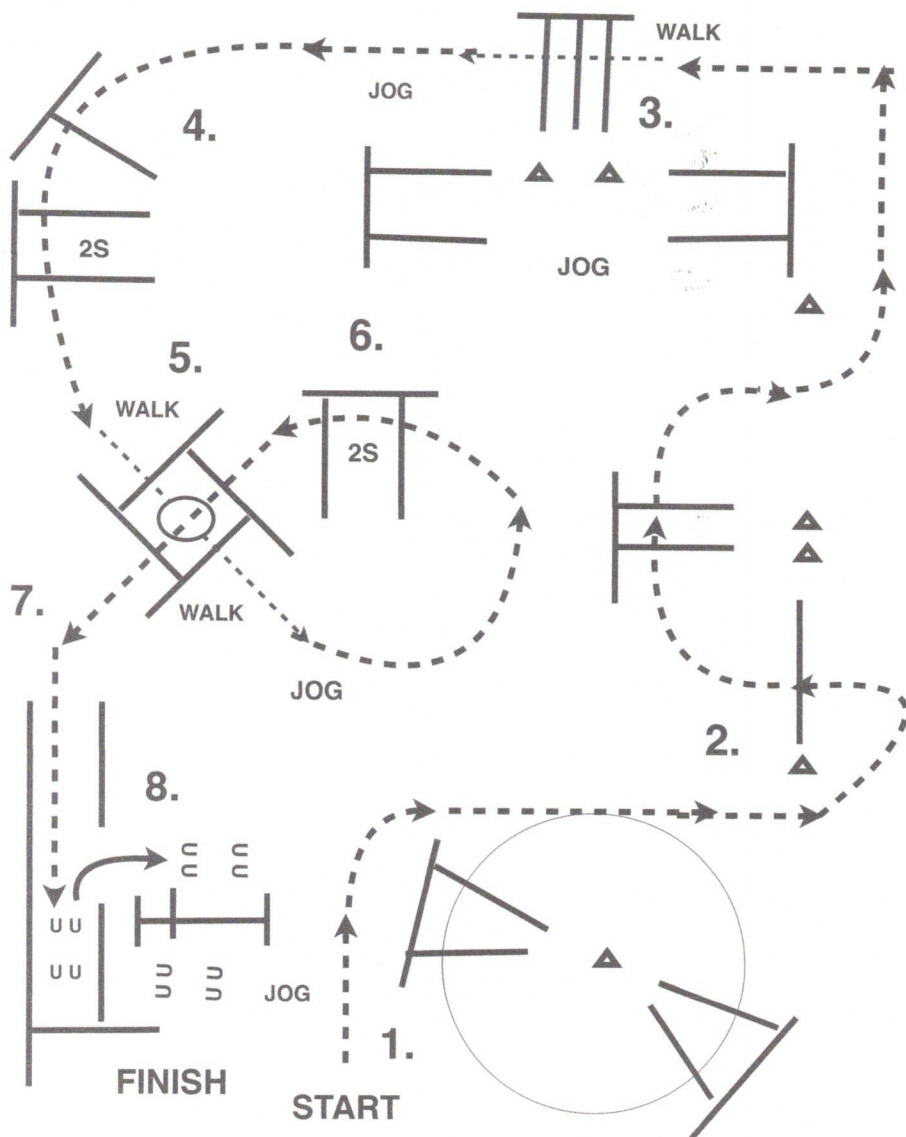
NSBA
INTERNATIONAL

C
SADDLES
R

Lammetal Classic 2025

Sonntag, 24.5.2025

Alle In Hand Trail Klassen, Youth Walk Trot



1. JOG OVER POLES.
2. JOG THRU SERPENTINE.
JOG OVER POLES.
3. STOP OR BREAK TO WALK, WALK OVER POLES
4. JOG OVER POLES.
6. STOP OR BREAK TO THE WALK, WALK INTO BOX, EXECUTE A 360 TURN EITHER WAY, WALK OUT OF BOX. WALK OVER POLE.
6. JOG OVER POLES, JOG THRU BOX.
7. JOG OVER POLE, JOG INTO CHUTE, STOP, BACK THRU POLES UP TO GATE.
8. GATE: LH OPEN, WALK OVER POLE, CLOSE GATE.

TRAIL COURSE DESIGNED BY TIM KIMURA
COPYRIGHT 2017 ALL RIGHTS RESERVED

2S = 2 STRIDES IN THAT GAP

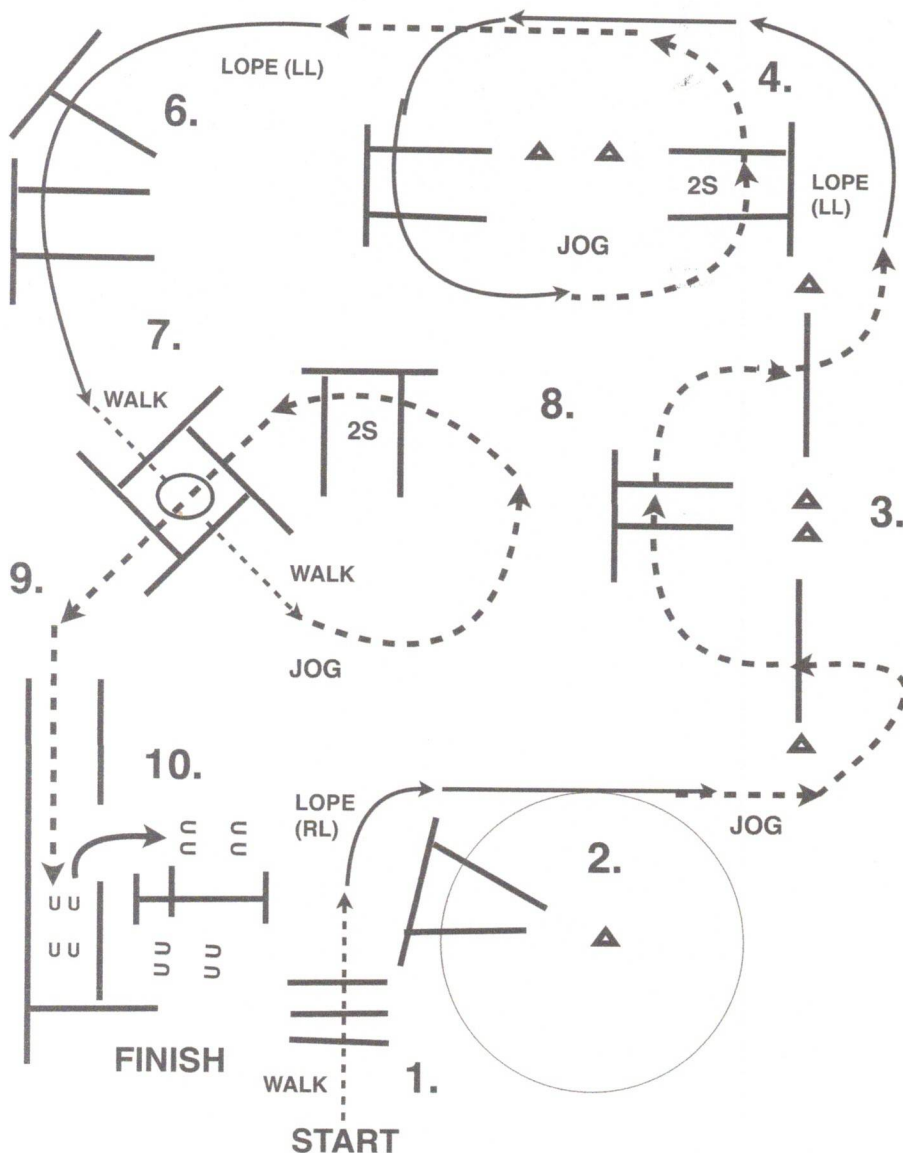
Pattern sponsored &
provided by:

NSBA
INTERNATIONAL



Lammetal Classic 2025

Sonntag, 24.5.2025
Novice/L1 Your Trail




1. WALK OVER POLES.
2. LOPE OVER POLES (RL).
3. BREAK TO JOG
JOG THRU SERPENTINE.
JOG OVER POLES.
4. LOPE OVER POLES (LL).
5. BREAK TO JOG,
JOG OVER POLES.
6. LOPE OVER POLES (LL).
7. STOP OR BREAK TO
THE WALK, WALK INTO
BOX, EXECUTE A 360
TURN EITHER WAY,
WALK OUT OF BOX.
WALK OVER POLE.
8. JOG OVER POLES,
JOG THRU BOX.
9. JOG OVER POLE,
JOG INTO CHUTE,
STOP, BACK THRU
POLES UP TO GATE.
10. GATE: LH OPEN, WALK
OVER POLE, CLOSE
GATE.

TRAIL COURSE DESIGNED BY TIM KIMURA
COPYRIGHT 2025 ALL RIGHTS RESERVED

2S = 2 STRIDES IN THAT GAP

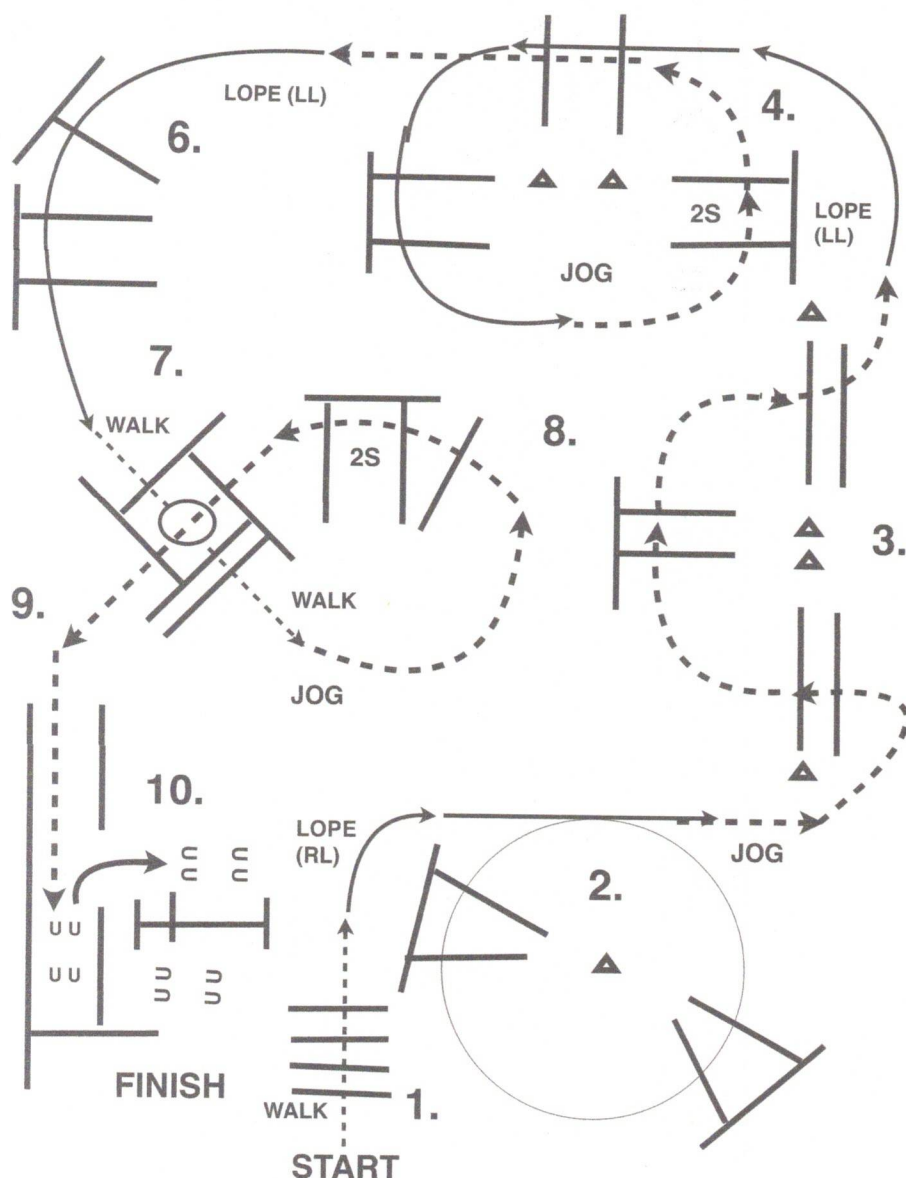
Pattern sponsored &
provided by:

NSBA
INTERNATIONAL



Lammetal Classic 2025

Sonntag, 24.5.2025
Senior, Youth Trail



1. WALK OVER POLES.
2. LOPE OVER POLES (RL).
3. BREAK TO JOG
JOG THRU SERPENTINE.
JOG OVER POLES.
4. LOPE OVER POLES (LL).
5. BREAK TO JOG,
JOG OVER POLES.
6. LOPE OVER POLES (LL).
7. STOP OR BREAK TO
THE WALK, WALK INTO
BOX, EXECUTE A 360
TURN EITHER WAY,
WALK OUT OF BOX.
WALK OVER POLE.
8. JOG OVER POLES,
JOG THRU BOX.
9. JOG OVER POLE,
JOG INTO CHUTE,
STOP, BACK THRU
POLES UP TO GATE.
10. GATE: LH OPEN, WALK
OVER POLE, CLOSE
GATE.

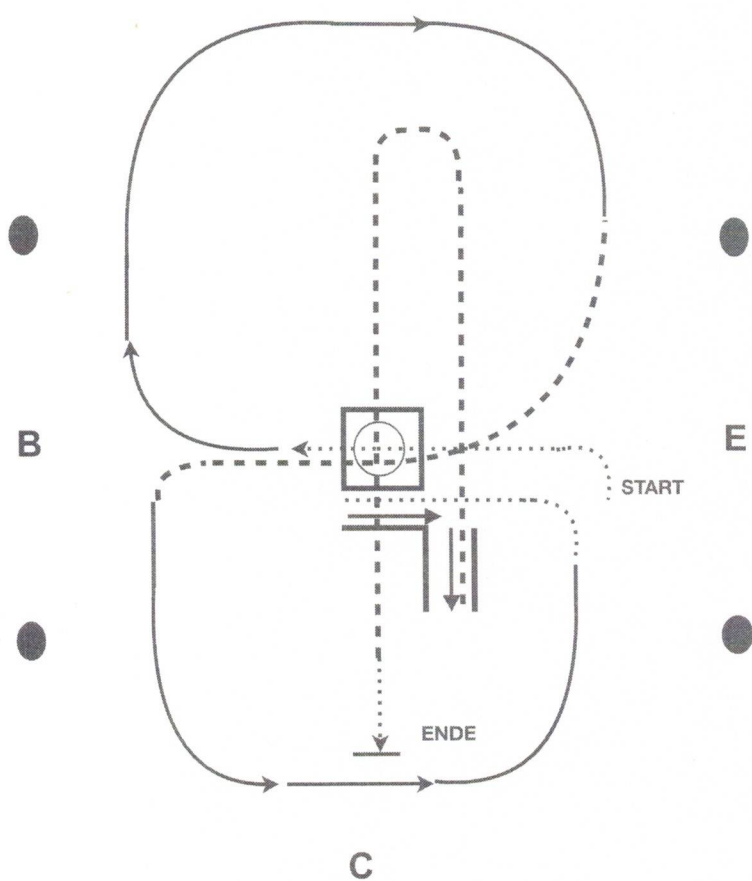
TRAIL COURSE DESIGNED BY TIM KIMURA
COPYRIGHT 2025 ALL RIGHTS RESERVED

2S = 2 STRIDES IN THAT GAP

Pattern sponsored &
provided by:

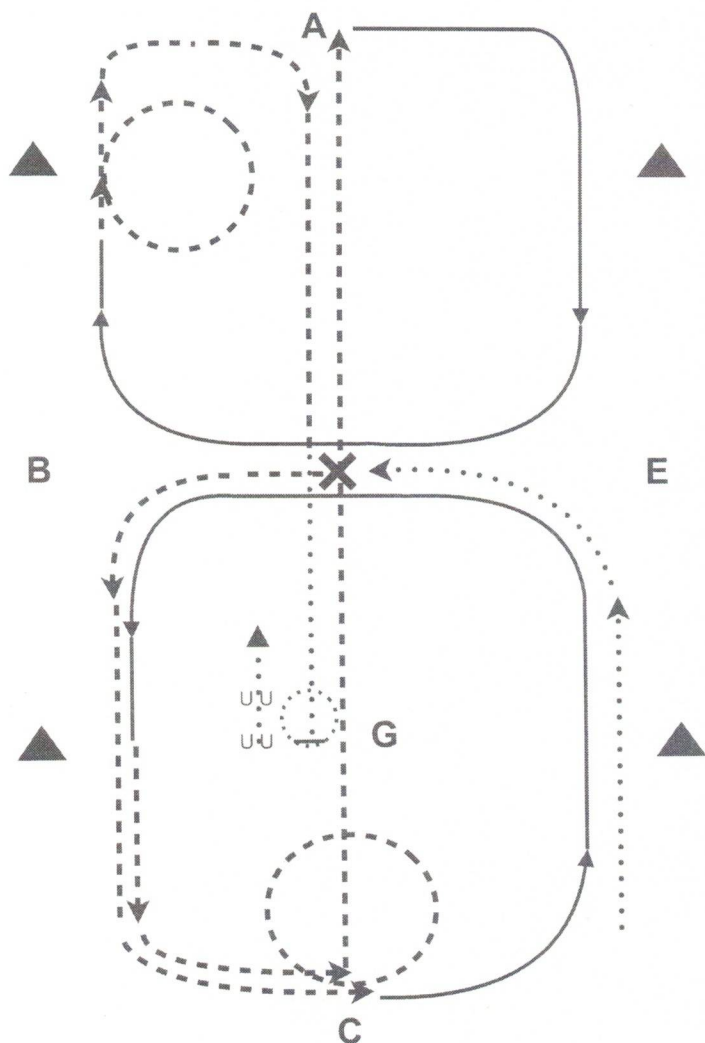
NSBA
INTERNATIONAL





Rookie Trail Horse

1. Walk in Box
2. 360° R oder L, walk out
3. Lope 3/4 Circle R
4. Jog + through Box
5. Lope 3/4 Circle L
6. Walk + into chute
7. Back L
8. Jog out
9. Jog through Box
10. Walk, stop

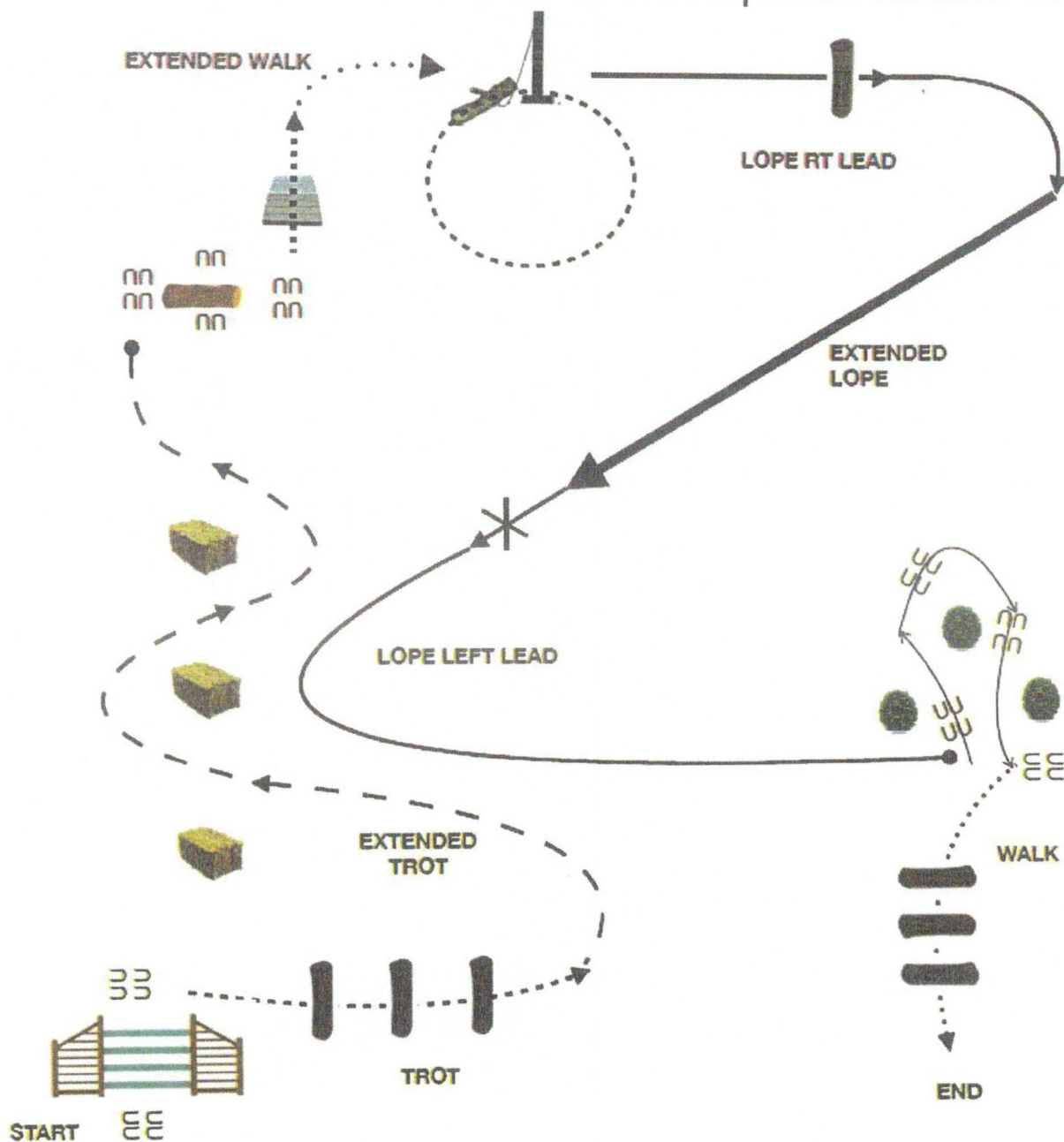


Rookie Horse

1. Schritt zu X
2. Jog linke Hand
3. Mitte der kurzen Seite (C) Jog Volte
4. Bei C angaloppieren linke Hand, 3/4 Zirkel
5. Am Zirkelpunkt Jog und auf die Mittellinie abwenden
6. Auf Höhe von A im rechts Galopp angaloppieren, 3/4 Zirkel
7. Am Zirkelpunkt, Jog und Volte nach rechts, dann weiter auf die Mittellinie
8. Bei X Schritt und Schritt weiter bis G
9. Bei G halten und 360°
Hinterhandwendung nach rechts oder links
10. Eine Pferdelänge rückwärts richten
11. Im Schritt zum Ausgang

Ranch Trail

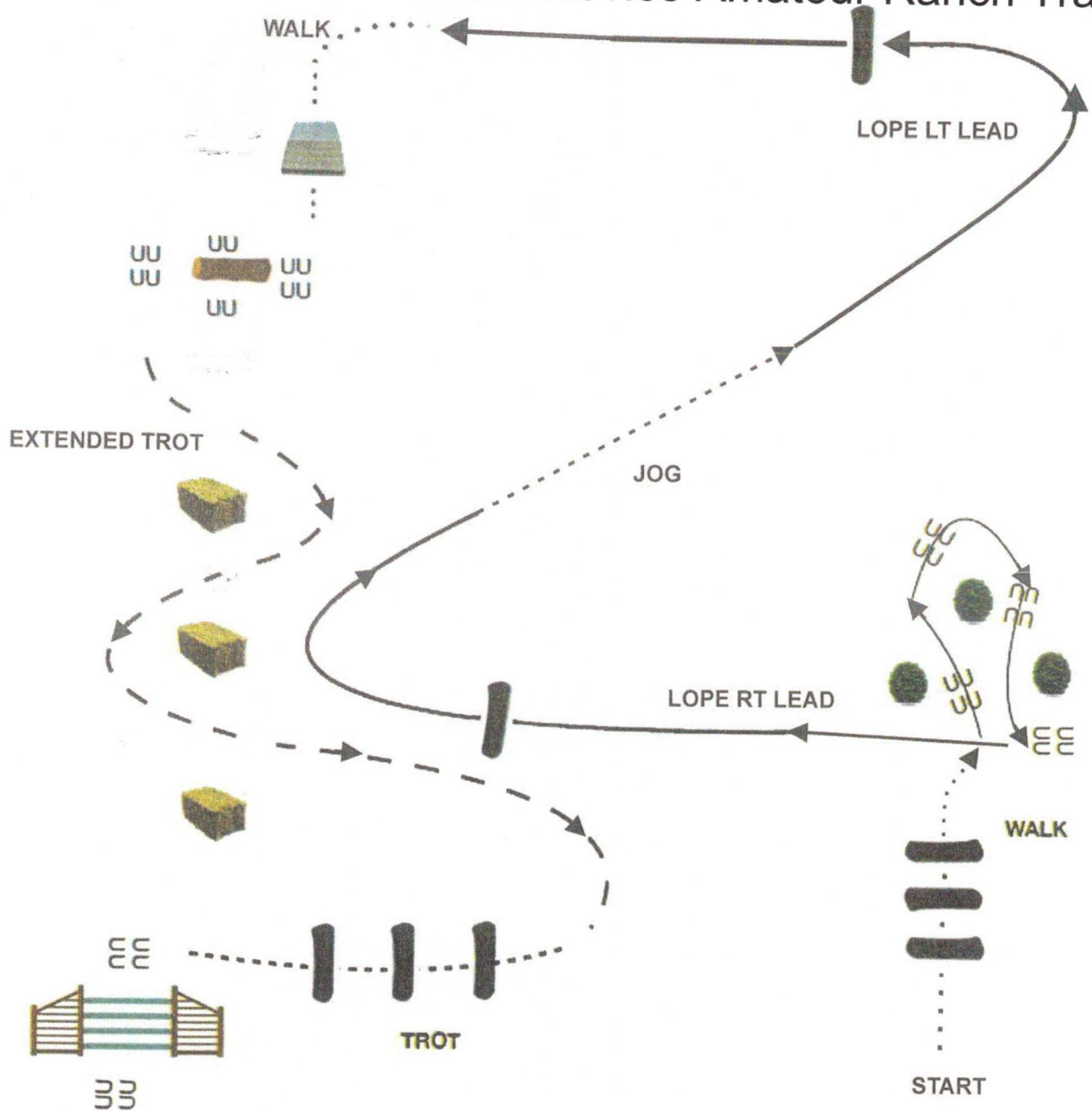
AQHA L1 Open Ranch Trail



1. Work Right Hand Gate.
2. Trot over Logs.
3. Extended Trot through the Hay Bales.
4. Side pass to the Right over Log.
5. Walk over Bridge.
6. Drag Log in a Circle to the Right.
7. Lope Right Lead over Logs, Extend Lope. Collect and Change Leads, Lope Left Lead.
8. Back around Bushes.
9. Walk over logs to End Pattern.

Ranch Trail

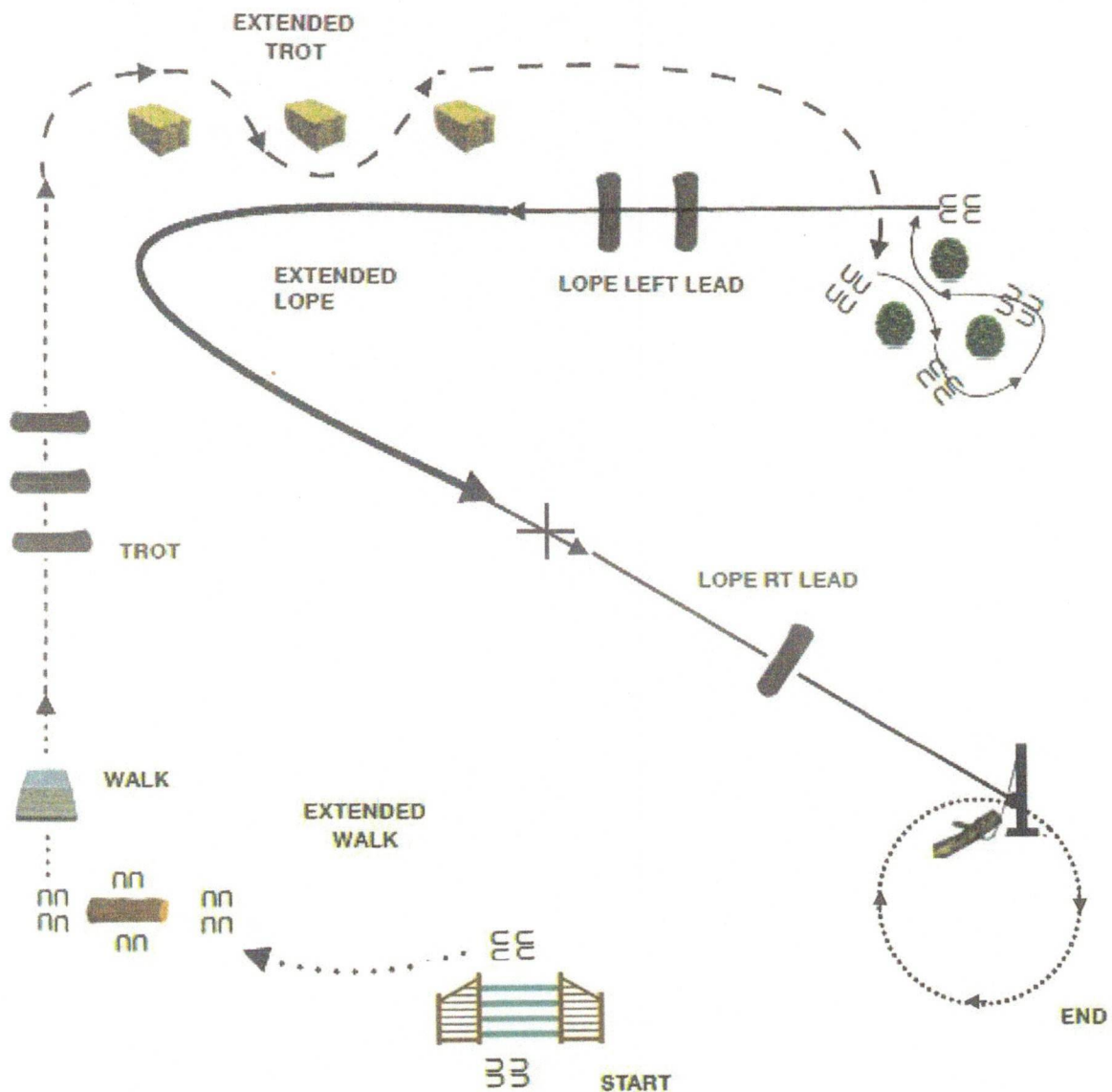
AQHA L1 Youth / AQHA L1 Amateur Ranch Trail
NSBA Novice Amateur Ranch Trail



1. Walk over logs
2. Back trough and around bushes
3. Lope right lead over log and jog
4. Lope left lead over log
5. Walk over bridge
6. Side pass right over log
7. Extended Trot Serpentine
8. Trot over logs
9. Work Left Hand Gate

Ranch Trail

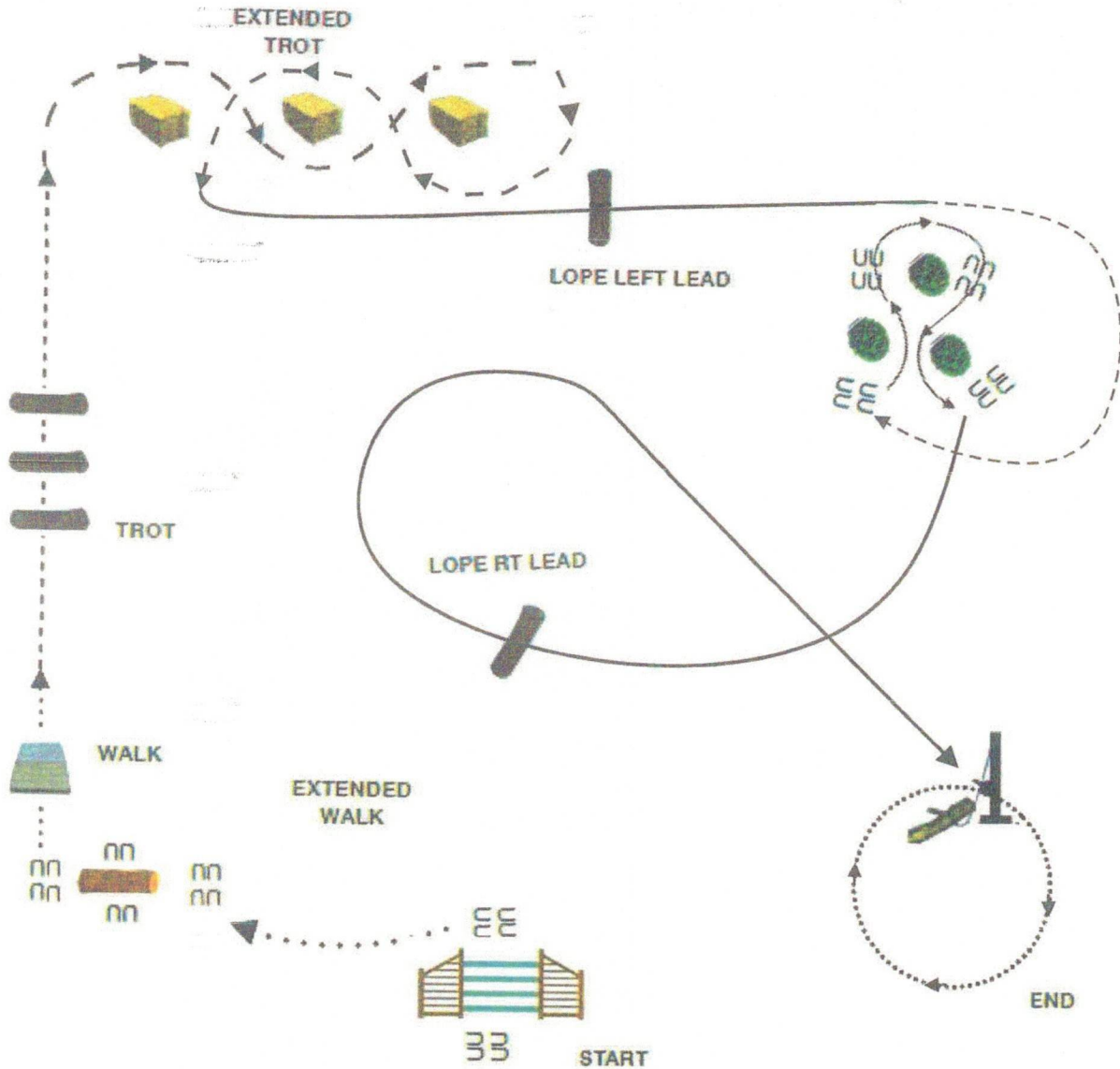
AQHA Open Ranch Trail



1. Work Left Hand Gate.
2. Extend Walk to Side pass. Side pass left over log.
3. Walk over the Bridge.
4. Trot over logs.
5. Extended Trot through Hay Bales to Bushes.
6. Back through and around bushes.
7. Lope on Left Lead over log. Extend lope.
8. Collect and Change Leads. Lope Right Lead over logs. Stop.
9. Drag Log in a Circle to Right as shown.

Ranch Trail

AQHA Youth / AQHA Amateur Ranch Trail



1. Work Left Hand Gate
2. Extend Walk to Side pass. Side pass left over log
3. Walk over the Bridge
4. Trot over logs
5. Extended Trot Serpentine
6. Lope left lead over log and jog around bushes
7. Back trough and around bushes
8. Lope right lead over log. Stop.
9. Drag Log in a Circle to Right as shown

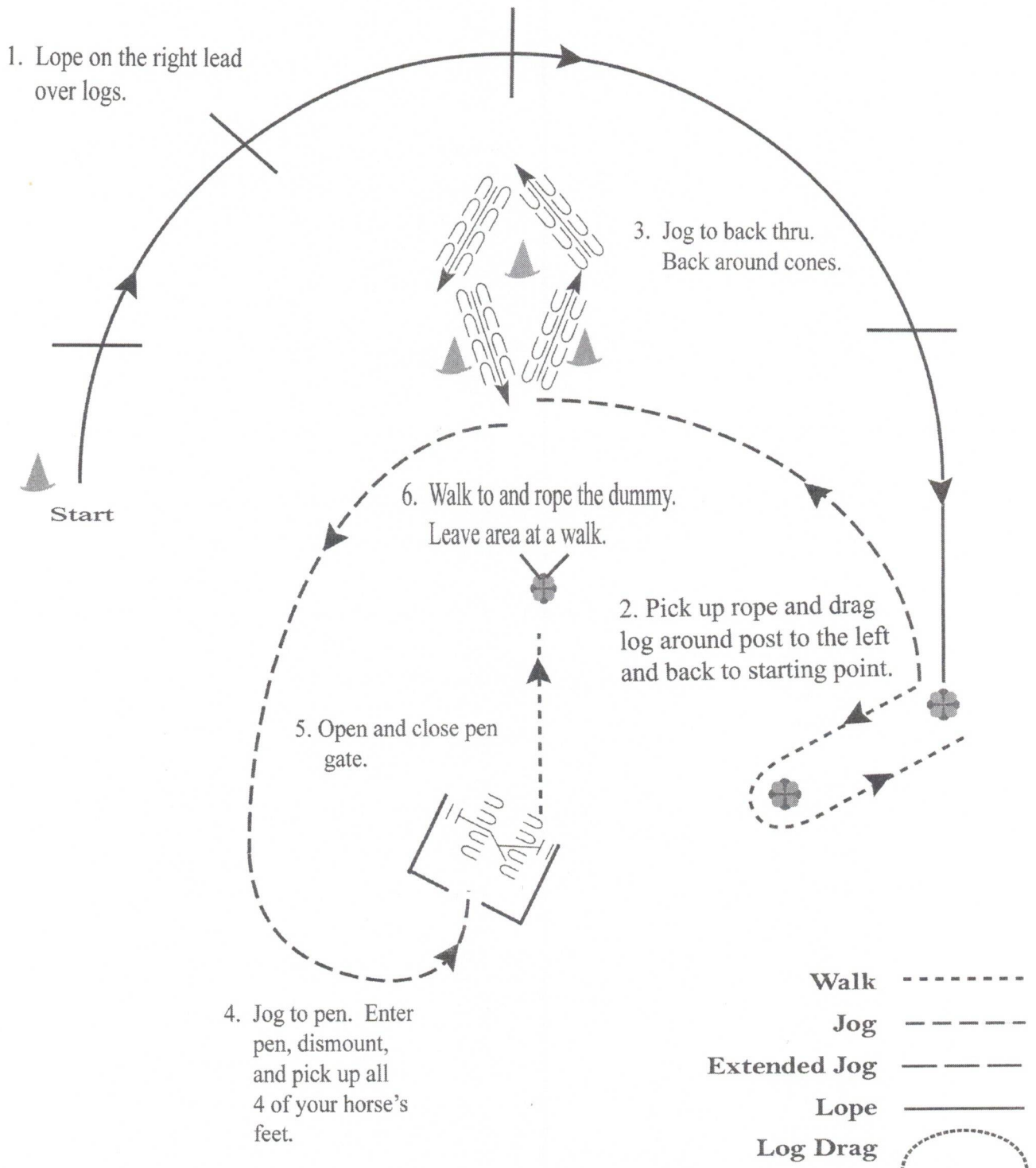
Lammetal Classic 2025

NSBA Green Ranch Trail

Show Date: 05-22-2025

www.HorseShowPatterns.com

www.HorseShowPatterns.com



[RT/1]

Pattern Provided by:
PIERRE OUELLET

Lammetal Classic 2025

NSBA OPEN Ranch Trail

Show Date: 05-22-2025

4. Pick up slicker and carry around post to the left and back to starting point. Drop off slicker.

3. Lope on left lead to slicker.

5. Extend the trot to the marker.

2. Walk to gate and open gate (right hand push).

6. Dismount; pick up your horses front left leg.

1. Walk to bridge; cross bridge and logs.

7. Do not remount. Walk horse to steer head. Ground tie horse. Build a loop and rope the steer head from the ground. Three loops maximum.

Start

Finish

Walk	-----
Jog	- - - - -
Extended Jog	— — — — —
Lope	=====
Leg Yield	
Lead Change	↗ ↘
Back	← ← ← ← ←
Marker	(B)
Sidepass	← — — — — →

[RT/3]

Pattern Provided by:
PIERRE OUELLET

Lammetal Classic 2025

NSBA AMATEUR Ranch Trail

Show Date: 05-22-2025

5. Pick up rope and drag log around post to the left and back to starting point.

4. Lope on left lead to log.

3. Exit pen at a jog; begin left lead lope outside pen.

2. Walk to gate and open gate (right hand push).

1. Walk to bridge; cross bridge and logs.

7. Dismount; ground tie; roll log from one side of logs to the other.

8. Return to horse; drop bridle and re-bridle; pick up feet.

9. Re-mount and lope to gate.

Start

Finish

Walk -----

Jog - - - - -

Extended Jog - - - - -

Lope _____

Leg Yield |||||

Lead Change /

Back < < < < <

Marker (B)

Sidepass <----->

[RT/5]

Pattern Provided by:

PIERRE OUELLET

©2025 HorseShowPatterns.com. All Rights Reserved.

Lammetal Classic 2025

NSBA NOVICE YOUTH Ranch Trail

Show Date: 05-25-2025

5. Pick up rope and drag log around post to the left and back to starting point.

4. Lope on left lead to log.

3. Exit pen at a jog; begin left lead lope outside pen.

2. Walk to gate and open gate (right hand push).

1. Walk to bridge; cross bridge and logs.

7. Dismount; ground tie; roll log from one side of logs to the other.

8. Return to horse; drop bridle and re-bridle; pick up feet.

9. Re-mount and lope to gate.

Start

Finish

Walk	-----
Jog	- - - - -
Extended Jog	- - - - -
Lope	=====
Leg Yield	
Lead Change	↗ ↘
Back	← ← ← ← ←
Marker	(B)
Sidepass	← - - - - →

[RT/5]

Pattern Provided by:

PIERRE OUELLET

Lammetal Classic 2025

NSBA YOUTH Ranch Trail

Show Date: 05-25-2025

4. Pick up slicker and carry around post to the left and back to starting point. Drop off slicker.

3. Lope on left lead to slicker.

5. Extend the trot to the marker.

2. Walk to gate and open gate (right hand push).

6. Dismount; pick up your horses front left leg.

1. Walk to bridge; cross bridge and logs.

7. Do not remount. Walk horse to steer head. Ground tie horse. Build a loop and rope the steer head from the ground. Three loops maximum.

Start

Finish

Walk	-----
Jog	- - - - -
Extended Jog	— — — — —
Lope	=====
Leg Yield	
Lead Change	↗ ↘
Back	← ← ← ← ←
Marker	(B)
Sidepass	← — — — — →

[RT/3]

Pattern Provided by:

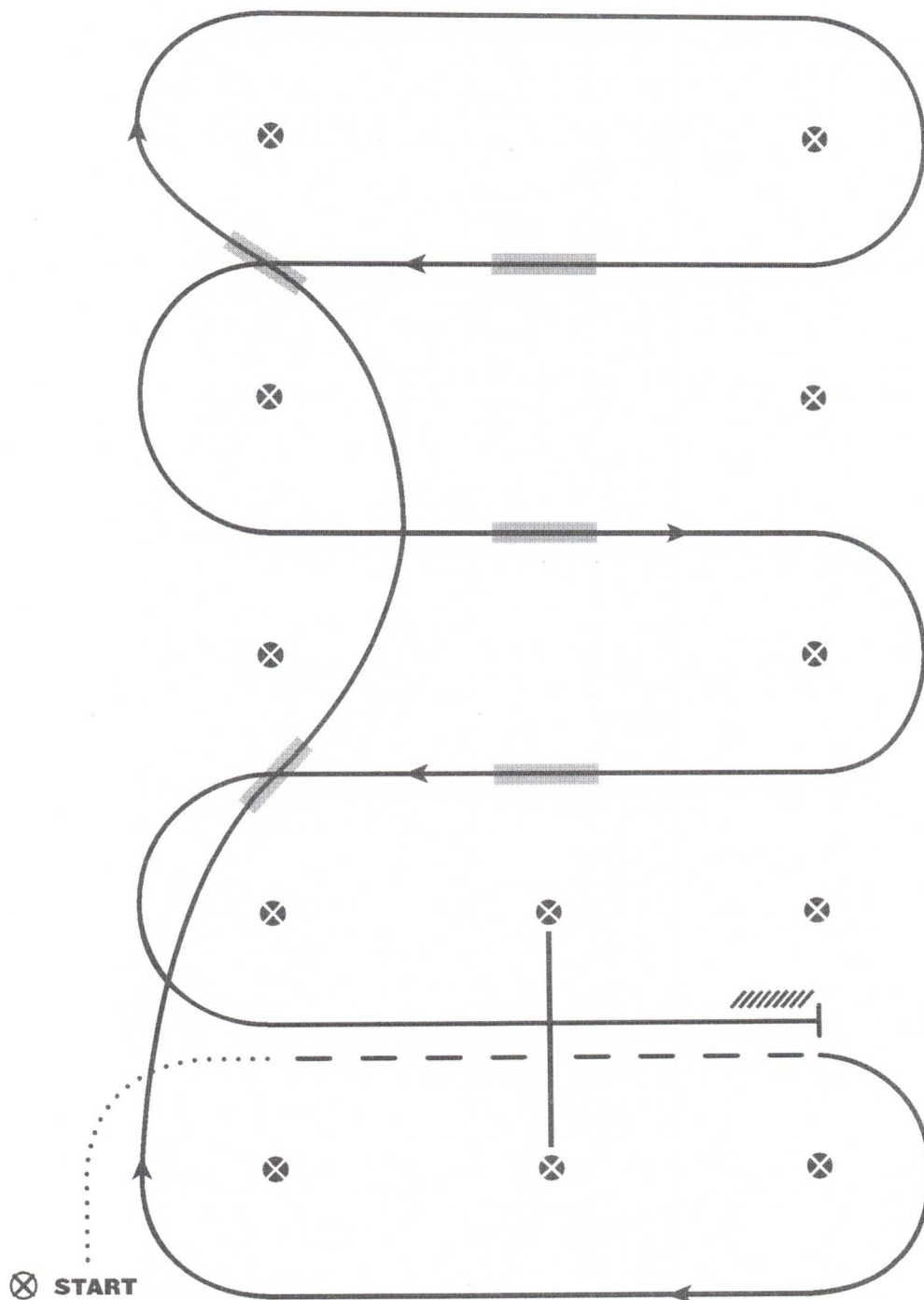
PIERRE OUELLET

AQHA L1 Open / L1 Amateur / L1 Youth

LEVEL I WESTERN RIDING PATTERN 4

LEGEND

.....	Walk
- - -	Jog
————	Lope
////	Back
▨	Lead Changing Area



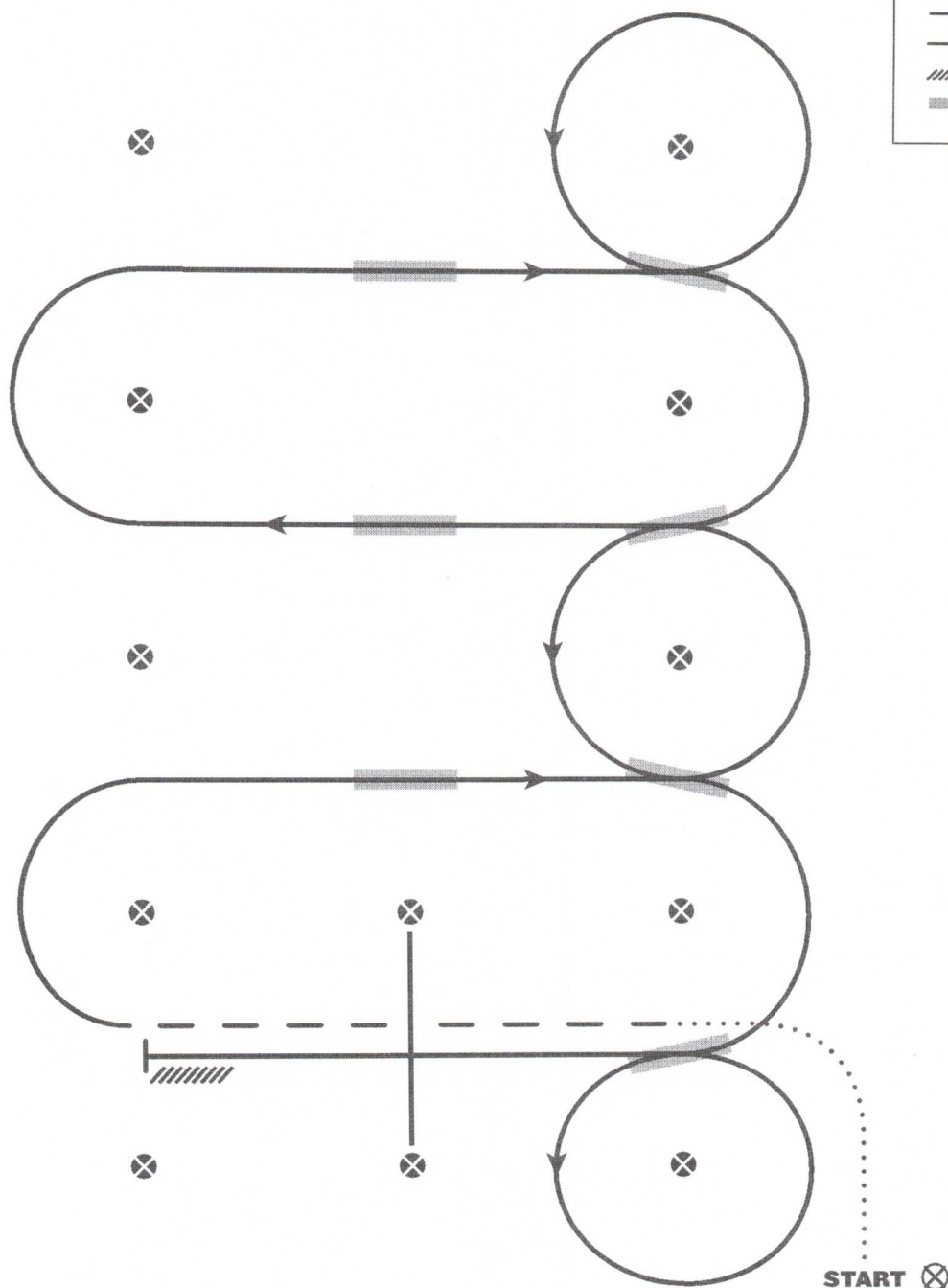
1. Walk at least 15 feet from start cone to the first marker, as drawn, transition to jog, jog over log.
2. Transition to the lope right lead & lope around end
3. First line change
4. Second line change, lope around end of arena
5. First crossing change
6. Second crossing change
7. Third crossing change
8. Lope over log
9. Lope, stop & back

AQHA Open

WESTERN RIDING - PATTERN 7

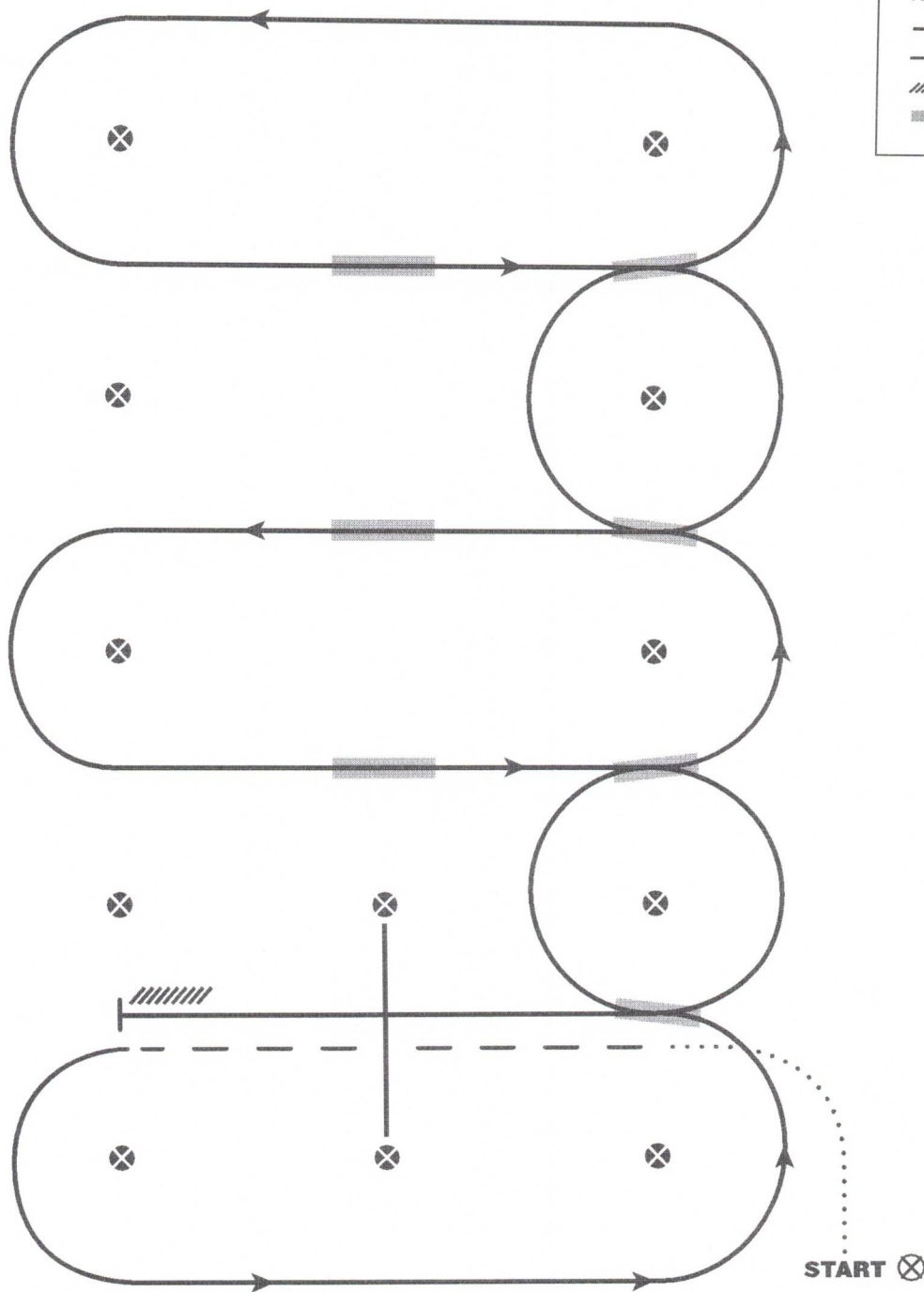
LEGEND

.....	Walk
- - -	Jog
————	Lope
////	Back
▨▨▨▨	Lead Changing Area



1. Walk at least 15 feet from start cone to the first marker, as drawn, transition to jog, jog over log.
2. Transition to the lope right lead
3. First crossing change
4. Second crossing change
5. Third crossing change
6. Circle & first line change
7. Second line change
8. Third line change
9. Fourth line change & circle
10. Lope over log
11. Lope, stop & back

AQHA Amateur / Youth
WESTERN RIDING - PATTERN 9



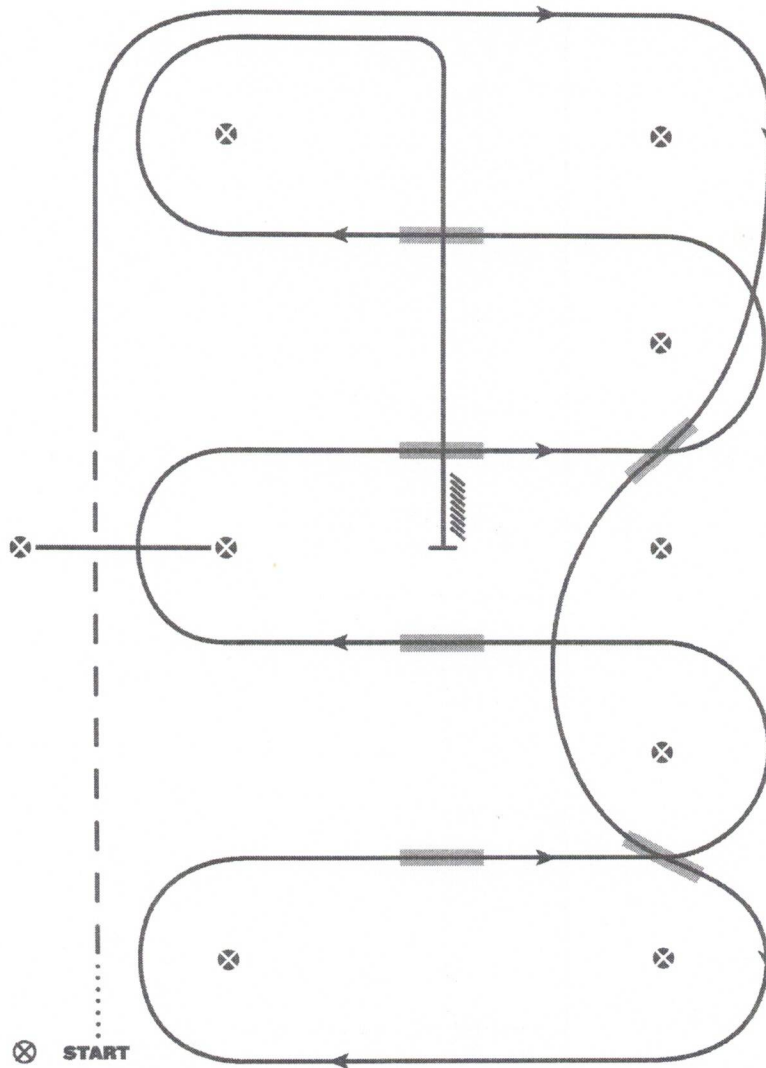
1. Walk at least 15 feet from start cone to the first marker, as drawn, transition to jog, jog over log.
2. Transition to the lope left lead
3. First line change
4. Second line change
5. Third line change
6. Fourth line change
7. First crossing change
8. Second crossing change
9. Third crossing change
10. Lope over log
11. Lope, stop & back

LAMMENTAL CLASSIC 2025

NSBA NOVICE YOUTH

Show Date: 05-24-2025

LEVEL I WESTERN RIDING PATTERN 6



LEGEND

.....	Walk
- - - -	Jog
————	Lope
////	Back
————	Lead Changing Area

1. Walk at least 15 feet from start cone to the first marker, transition to jog, jog over log.
2. Transition to the lope right lead & lope around end
3. First line change
4. Second line change, lope around the end of arena
5. First crossing change
6. Second crossing change
7. Lope over log
8. Third crossing change
9. Fourth crossing change
10. Lope up the center, stop & back

Revised 06-07-2021

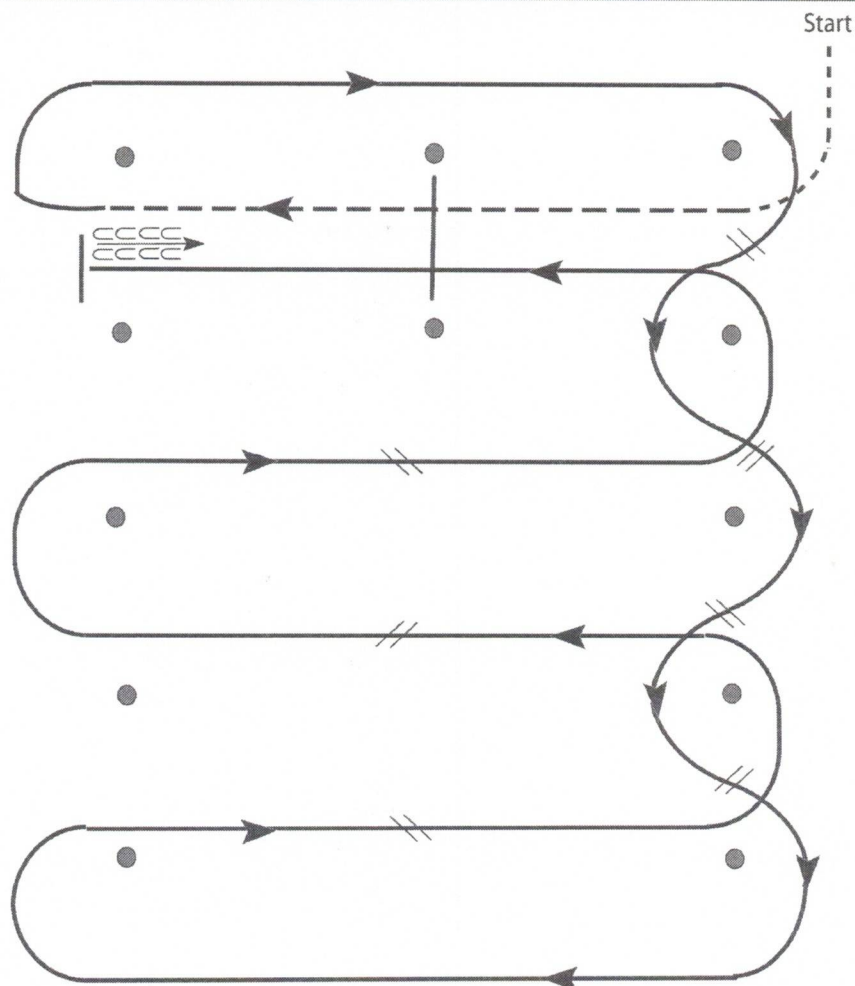
[WR/GP-6]

Pattern Provided by:
PIERRE OUELLET

LAMMENTAL CLASSIC 2025

NSBA YOUTH Western Riding

Show Date: 05-24-2025



1. Walk, transition to jog, jog over log.
2. Transition to right.
3. First line change.
4. Second line change.
5. Third line change.
6. Fourth line change.
7. First crossing change.
8. Second crossing change.
9. Third crossing change.
10. Lope over log.
11. Lope, stop and back.

[WR/OP-4]

Pattern Provided by:
PIERRE OUELLET

Lammetal Classic 2025

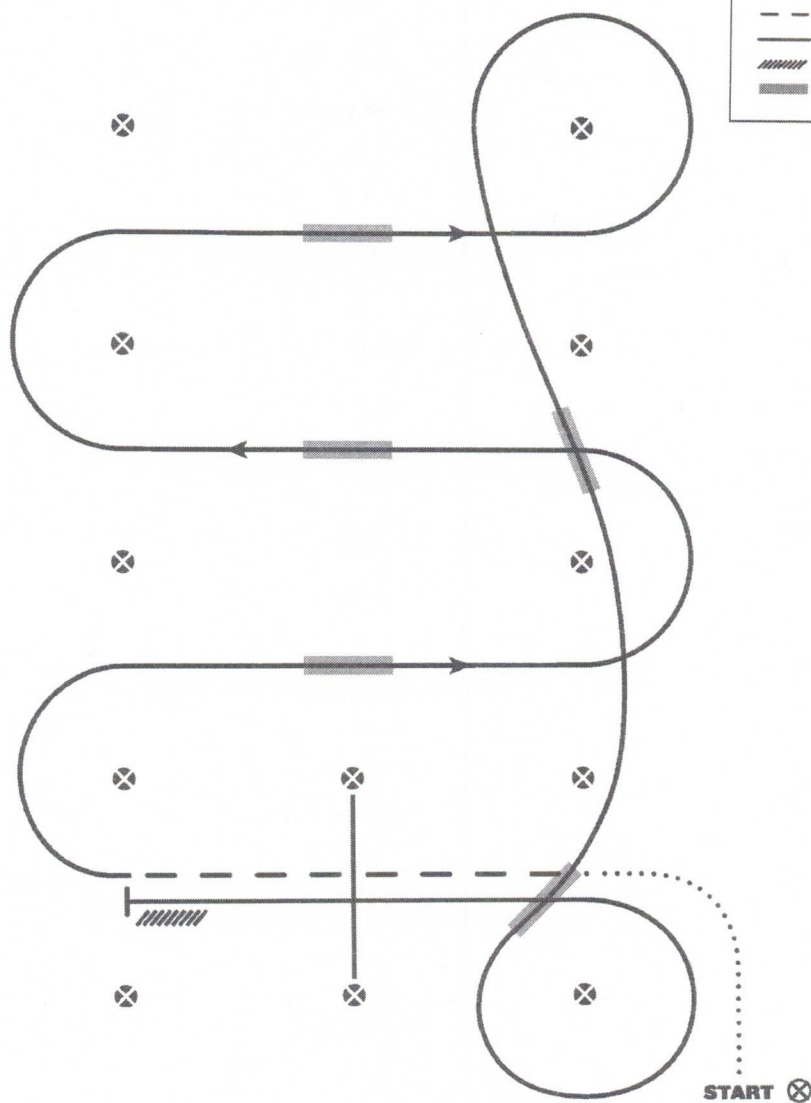
NSBA GREEN W.R.

Show Date: 05-25-2025

LEVEL I WESTERN RIDING PATTERN 7

LEGEND

.....	Walk
- - - -	Jog
————	Lope
//////	Back
▨	Load Changing Area



1. Walk at least 15 feet from start cone to the first marker, as drawn, transition to jog, jog over log.
2. Transition to the lope right lead
3. First crossing change
4. Second crossing change
5. Third crossing change
6. Circle & first line change
7. Second line change & circle
8. Lope over log
9. Stop & back

Revised 06-07-2021

[WR/GP-7]

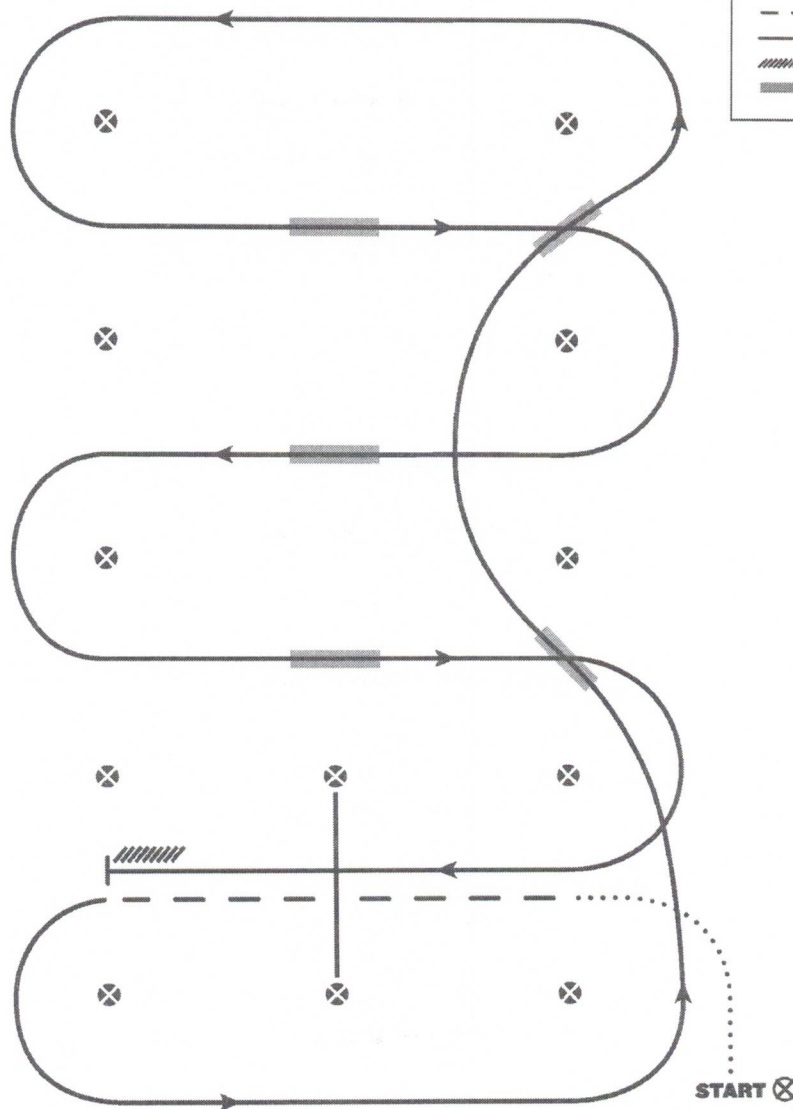

Pattern Provided by:
PIERRE OUELLET

Lammetal Classic 2025

NSBA NOVICE AMATEUR Western Riding

Show Date: 05-25-2025

LEVEL I WESTERN RIDING PATTERN 9



1. Walk at least 15 feet from start cone to the first marker, as drawn, transition to jog, jog over log.
2. Transition to the lope left lead & lope around end
3. First line change
4. Second line change, lope around the end of arena
5. First crossing change
6. Second crossing change
7. Third crossing change
8. Lope over log
9. Lope, stop & back

Revised 06-07-2021

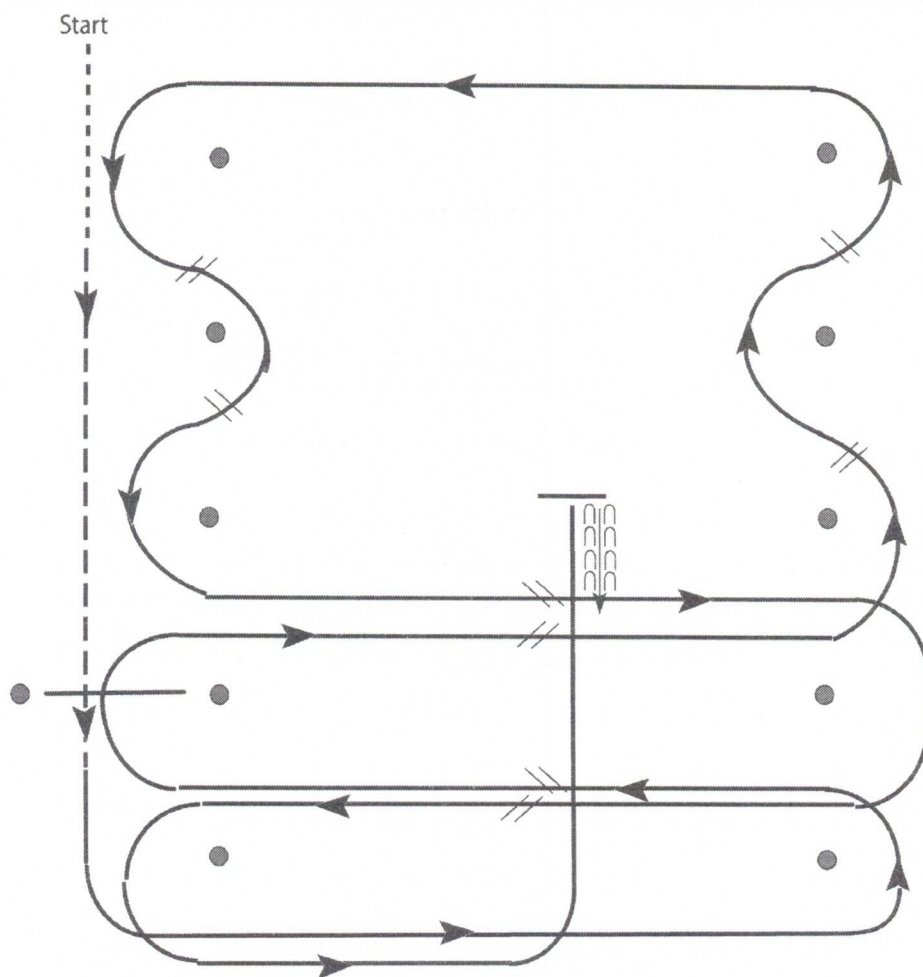
[WR/GP-9]

Pattern Provided by:
PIERRE OUELLET

Lammetal Classic 2025

NSBA AMATEUR Western Riding

Show Date: 05-25-2025



1. Walk, transition to jog, jog over log.
2. Transition to left.
3. First crossing change.
4. Lope over log.
5. Second crossing change.
6. First line change.
7. Second line change.
8. Third line change.
9. Fourth line change.
10. Third crossing change.
11. Fourth crossing change.
12. Lope up the center, stop and back.

[WR/OP-3]

Pattern Provided by:
PIERRE OUELLET

Lammetal Classic 2025

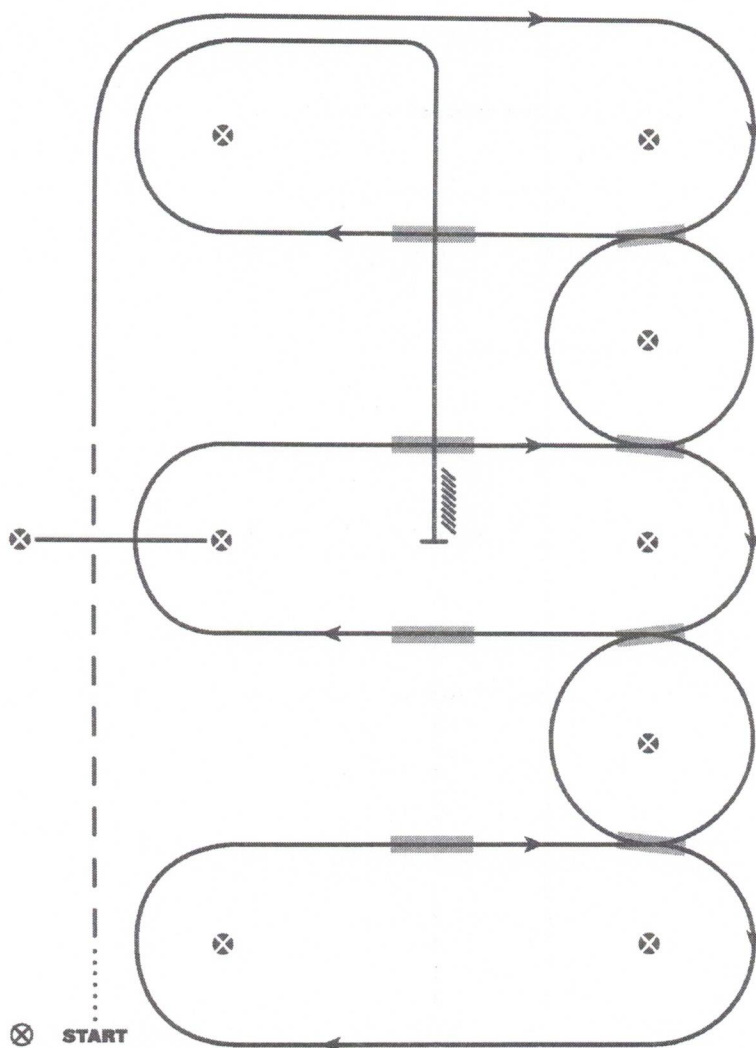
NSBA OPEN W.R.

Show Date: 05-25-2025

WESTERN RIDING - PATTERN 6

LEGEND

- Walk
- - - - - Jog
- Lope
- /////// Back
- Load Changing Area



1. Walk at least 15 feet from start cone to the first marker, transition to jog, jog over log
2. Transition to the lope right lead & lope around end
3. First line change
4. Second line change
5. Third line change
6. Fourth line change lope around the end of arena
7. First crossing change
8. Second crossing change
9. Lope over log
10. Third crossing change
11. Fourth crossing change
12. Lope up the center, stop & back

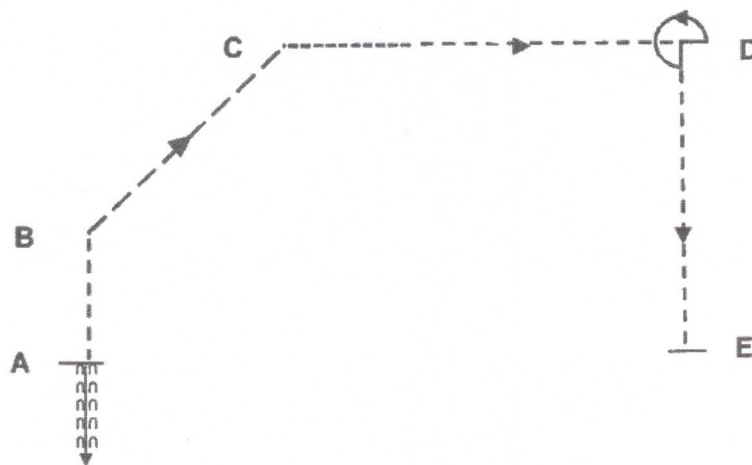
Revised 06-07-2021

[WR/OP-6]

Pattern Provided by:
PIERRE OUELLET

AQHA

L1 Youth Walk Trot W. Horsemanship L1 Amateur Walk Trot W. Horsemanship



Be ready at A

1. Back one horse length
2. Jog to B, then make an angled turn and extend the jog towards C
3. Break to the walk at C and walk five steps toward D
4. Halfway to D, pick up the jog
5. At D stop, do a 270° turn to the left
6. Jog to E
7. Stop at E

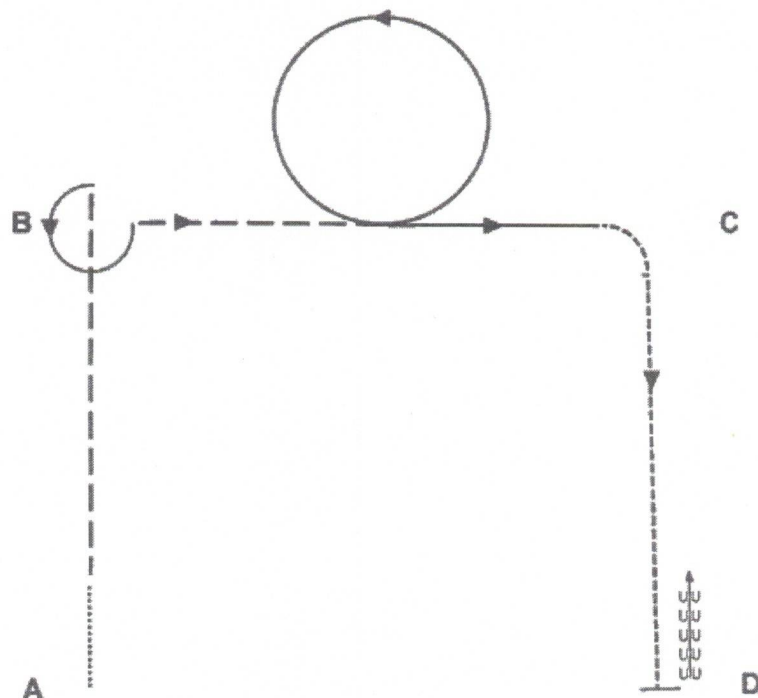
Walk
Jog	-----
Extended Jog	- - - - -
Lope	=====
Extended Lope	- . . - . . -
Lead Change	
Back	εεεεεε→
Marker	B

Pattern is complete. Exit the arena at a jog

AQHA

L1 Youth W. Horsemanship

L1 Amateur W. Horsemanship



Be ready at A

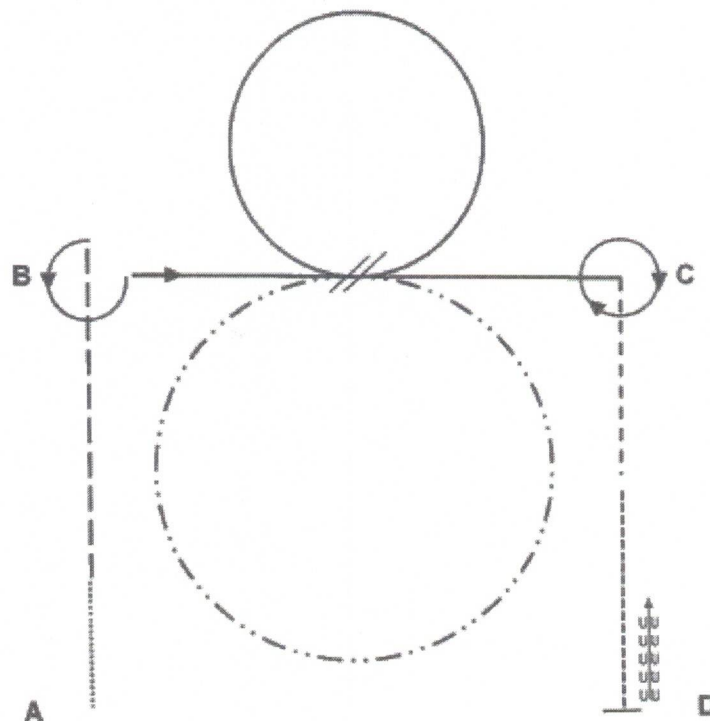
1. Walk five steps
2. Extend the jog to B
3. Stop at B and perform a 90° turn to the left
4. Extend the jog halfway to C
5. At C perform a small circle to the left at the lope, left lead
6. Continue towards C
7. Before C, break to the jog and jog to D
8. Stop at D and back approximately one horse length

Pattern is complete. Exit the arena at the jog

Walk
Jog	-----
Extended Jog	- - - - -
Lope	—————
Extended Lope
Lead Change	↘
Back	EEEEEE→
Marker	B

AQHA

Youth W. Horsemanship Amateur W. Horsemanship



Be ready at A

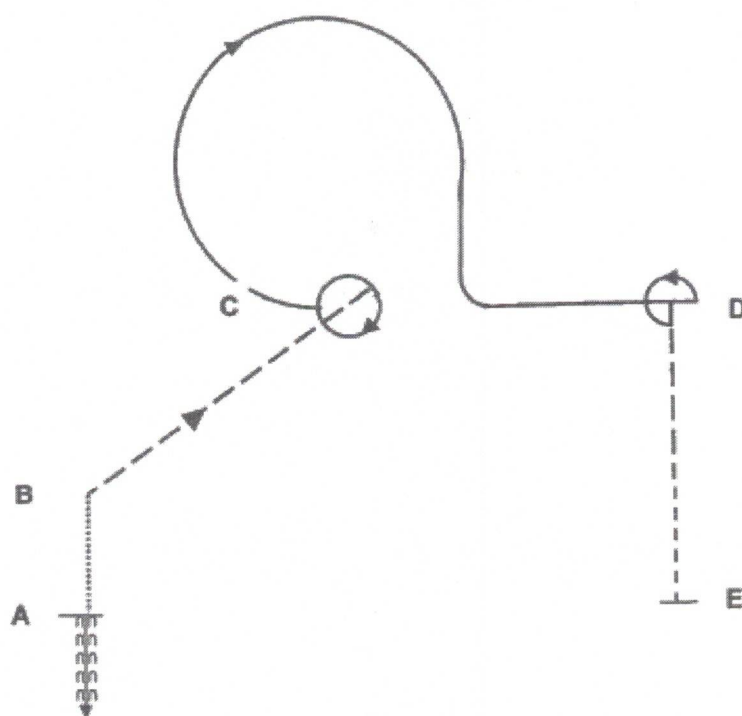
1. Walk five steps, then extend the jog to B
2. Stop at B and perform a 1¼ turn to the left
3. Lope on right lead halfway to C
4. Lope a large circle to the right at the extended lope
5. Collect to the lope, change leads (simple or flying) and lope a smaller circle to the left.
6. Lope to C, stop and perform a 1¼ turn to the right
7. Extend the jog halfway to D, then go to the regular jog
8. Stop at D and back approximately one horse length

Pattern is complete. Exit the arena at a jog

Walk
Jog	-----
Extended Jog	-----
Lope	=====
Extended Lope	-----
Lead Change	////
Back	←←←←←
Marker	B

AQHA

L1 Horse Non Pro W.Horsemanhship Amateur & Youth



Be ready at A

1. Back one horse length
2. Walk to B
3. At B, make an angled turn, picking up the extended jog to C
4. Stop at C, perform a 585° turn to the right
5. Lope right lead, making $\frac{1}{2}$ of a circle
6. Lope straight, then turn left (counter canter) toward D
7. At D stop, do a 270° turn to the left
8. Extend the jog halfway to E, then slow to the jog
9. Stop at E

Walk
Jog	-----
Extended Jog	-----
Lope	=====
Extended Lope	-----
Lead Change	
Back	←←←←←←
Marker	B

Pattern is complete. Exit the arena at a jog

Lammetal Classic 2025

NSBAYOUTH WALK-TROT Western Horsemanship

Show Date: 05-23-2025



Be ready at A.

1. Walk from A to B.
2. Stop past B and execute a 270 degree turn to the right.
3. Jog from B around C.
4. Extend the jog from C to D.
5. Stop at D and back one horse length.

Please exit at a jog.

Walk -----

Jog - - - - -

Extended Jog - - - - -

Lope _____

Leg Yield |||||

Lead Change /

Back ←

Marker (B)

Sidepass ←

[WH/WT-23]

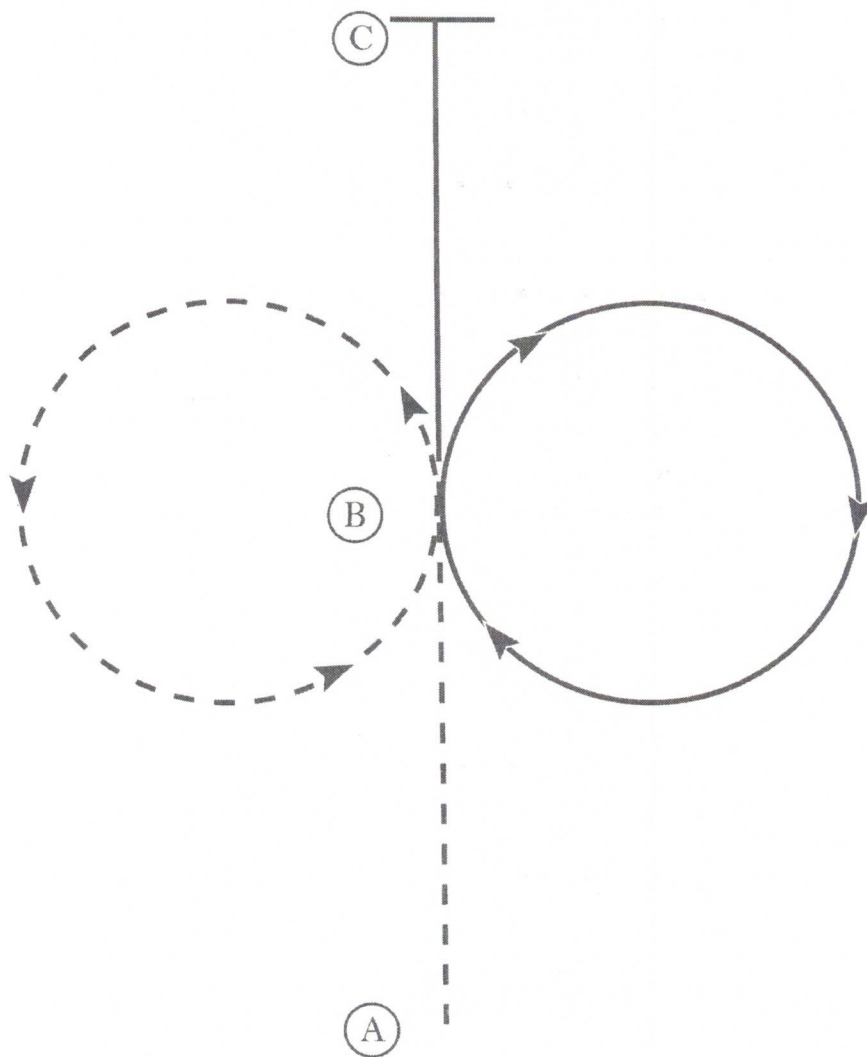
Pattern Provided by:
PIERRE OUELLET

Lammetal Classic 2025

NSBA NOVICE YOUTH Western Horsemanship

Show Date: 05-23-2025

1. Jog A to B
2. At B jog a circle to the left
3. At B lope a circle to the right on the right lead
4. Continue the lope to C
5. At C stop



Walk
Jog	-----
Extended Jog	- - - - -
Lope	—————
Leg Yield	
Lead Change	↗ ↘
Back	←←←←←
Marker	(B)
Sidepass	←-----→

[WH/1-9]

Pattern Provided by:
PIERRE OUELLET

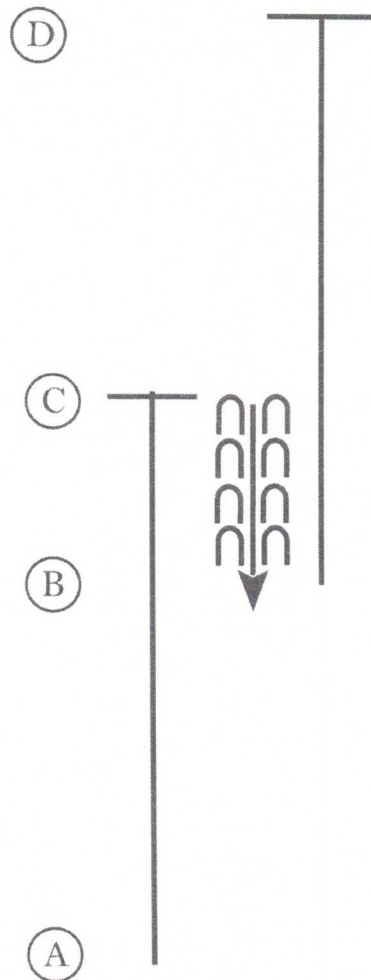
LAMMENTAL CLASSIC 2025

NSBANOVICE AMATEUR Western Horsemanship

Show Date: 05-24-2025

www.HorseShowPatterns.com

www.HorseShowPatterns.com



1. Lope on the right lead A to C
2. At C stop and back to B
3. Lope on the left lead to D
4. Stop at D and wait to be dismissed

Walk
Jog	-----
Extended Jog	————
Lope	————
Leg Yield	
Lead Change	↗↘
Back	←←←←←
Marker	(B)
Sidepass	←←←←←

[WH/1-8]

Pattern Provided by:
PIERRE OUELLET

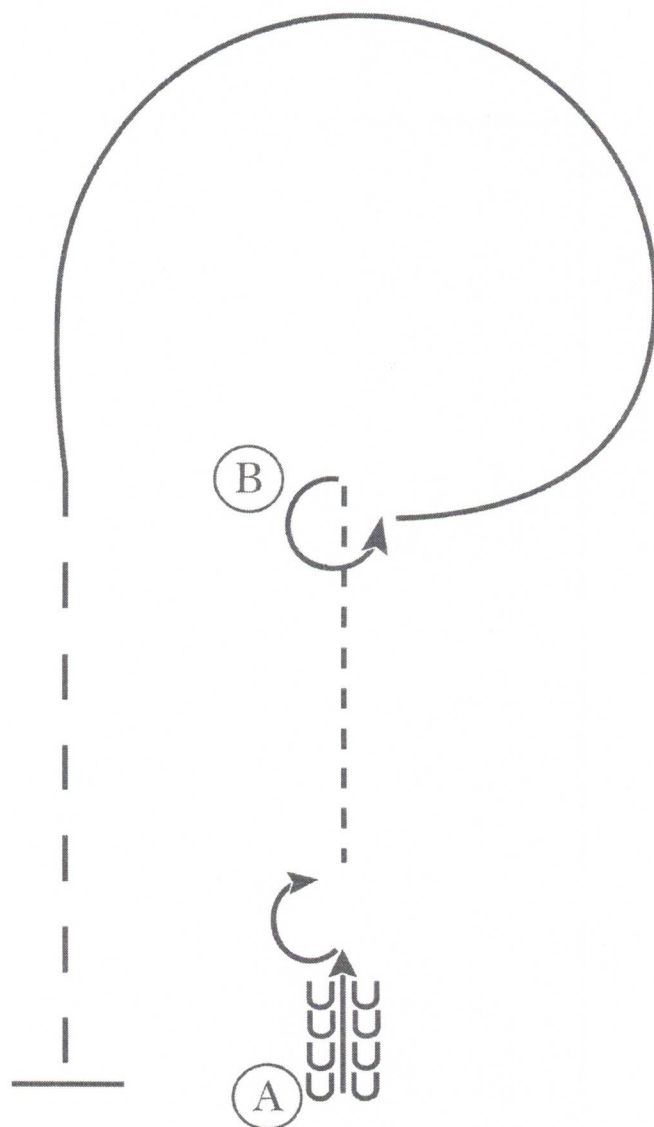
LAMMENTAL CLASSIC 2025

NSBA AMATEUR Western Horsemanship

Show Date: 05-24-2025

www.HorseShowPatterns.com

www.HorseShowPatterns.com



1. Back 4 steps at A.
2. Perform a 180 degree turn to the right.
3. Jog to B.
4. At B perform a 270 degree turn to the left .
5. Lope a circle around B on the left lead.
6. At B extend the jog to A.
7. At A stop.

Walk
Jog	-----
Extended Jog	-----
Lope	=====
Leg Yield	
Lead Change	↗↘
Back	←←←←
Marker	(B)
Sidepass	→←→←

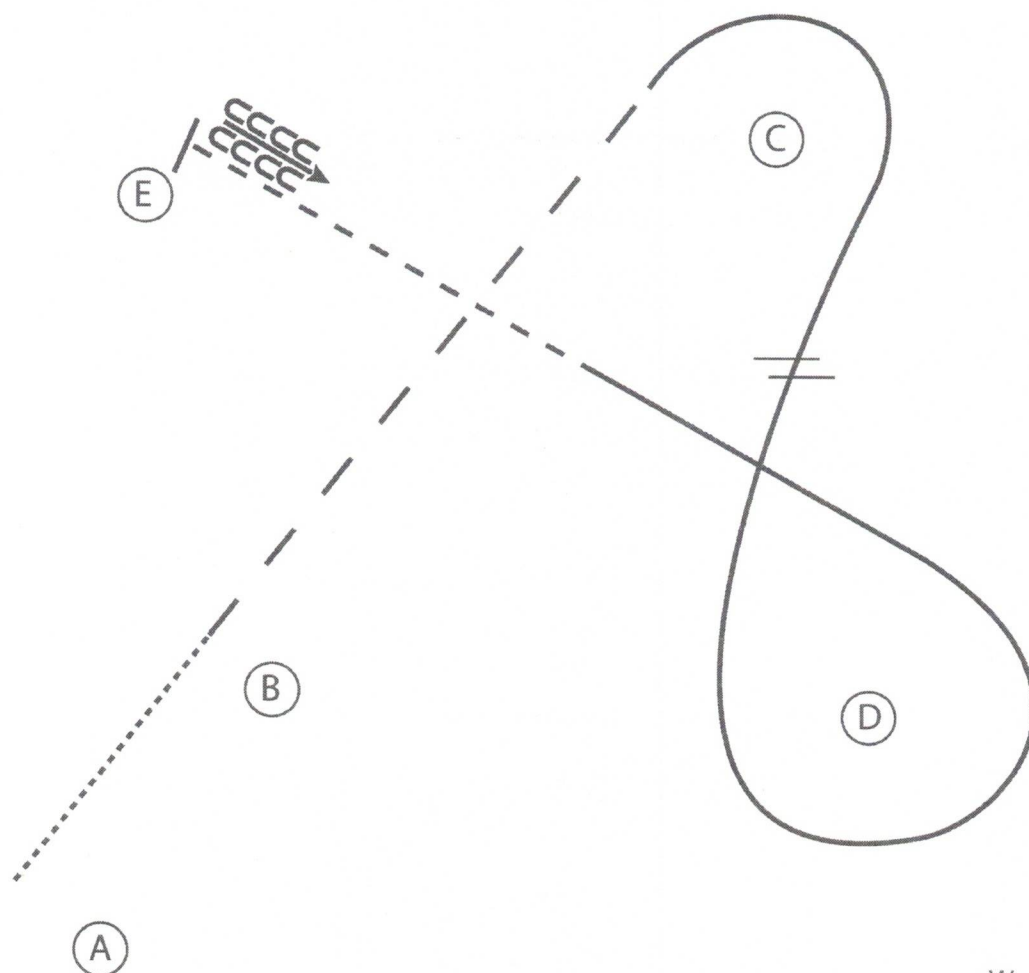
[WH/2-8]

Pattern Provided by:
PIERRE OUELLET

LAMMENTAL CLASSIC 2025

NSBA YOUTH Western Horsemanship

Show Date: 05-24-2025



1. Walk A to B
2. At B extend the jog to C
3. At C lope a circle around C on the right lead
4. Between C and D perform a simple lead change
5. Lope a circle around D
6. Break to the jog when between D and E
7. At E stop and back 4 steps

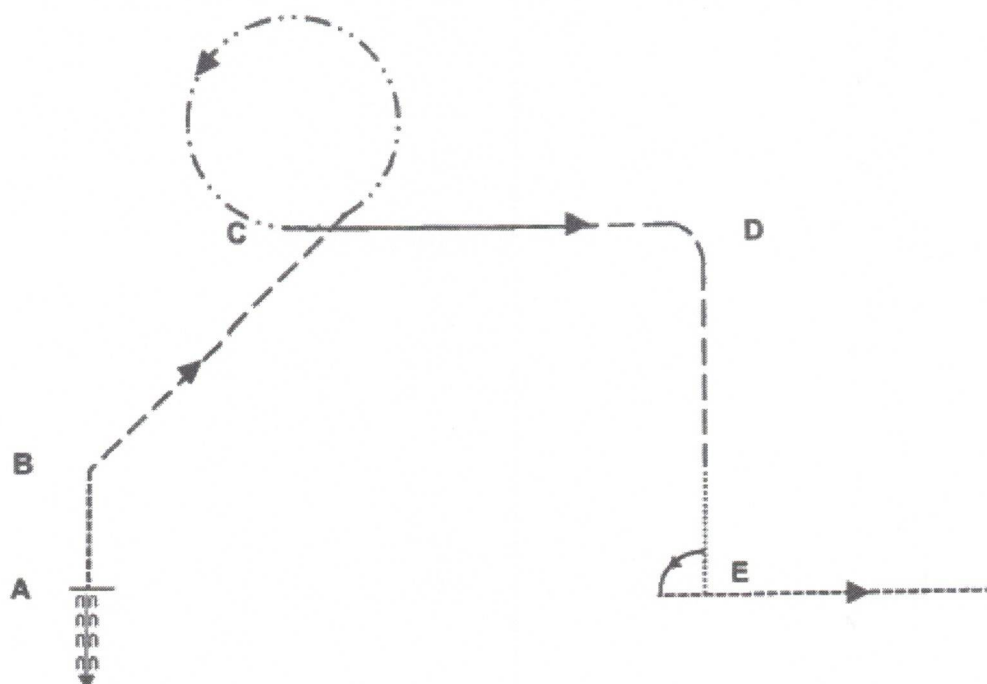
Walk
Jog	-----
Extended Jog	-----
Lope	=====
Leg Yield	
Lead Change	---/---
Back	← 4 ←
Marker	(B)
Sidepass	←---→

[WH/2-11]

Pattern Provided by:
PIERRE OUELLET

AQHA

L1 Horse Non Pro Hunt Seat Equ. Youth & Amateur



Be ready at A

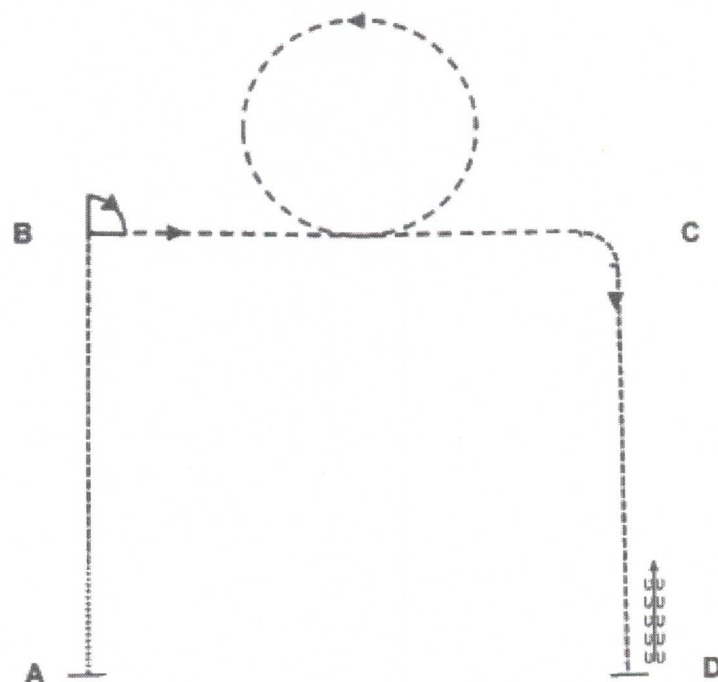
1. Back one horse length, then proceed at the sitting trot
2. At B, make an angled turn towards C and go to the posting trot on the right diagonal
3. At C, extend the canter in a circle on the left lead
4. When circle is complete slow to the regular canter
5. Before D, change to the posting trot, left diagonal
6. At D, turn towards E
7. When opposite B, break to the walk
8. At E, perform a 90° turn on the forehand to the left, then pick up the sitting trot

Walk
Sitting Trot	-----
Trot	- - - - -
Canter	—————
Extended Canter	- . . - . .
Lead Change	
Back	←←←←←
Marker	B

Pattern is complete. Exit the pattern area at the sitting trot

AQHA

L1 Youth Walk/Trot Hunt Seat Equ. L1 Amateur Walk/Trot Hunt Seat Equ.



Be ready at A

1. Walk approximately five steps toward B
2. Pick up the sitting trot to B
3. Stop at B and perform a $\frac{1}{4}$ turn on the haunches to the right
4. Posting trot halfway to C on the left diagonal
5. When halfway to C, change diagonals and perform a small circle to the left at the posting trot
6. When back to the center, continue posting trot toward C
7. Sitting trot just before C, turn, continue sitting trot to D
8. Stop at D and back approximately one horse length

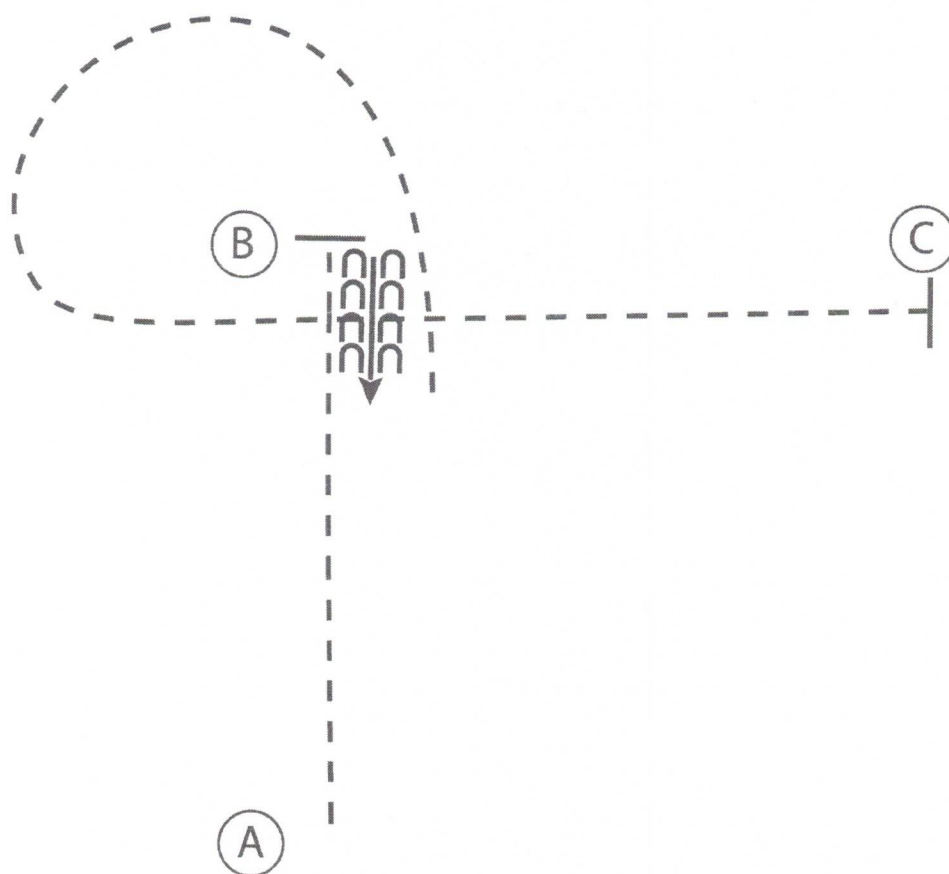
Walk
Sitting trot	-----
Posting trot	-----
Canter	-----
Extended Canter	-----
Lead Change	
Back	
Marker	B

Pattern is complete. Exit the arena at the ring at a sitting trot.

LAMMENTAL CLASSIC 2025

NSBA YOUTH WALK TROT Hunt Seat Equitation

Show Date: 05-24-2025



1. Trot A to B
2. At B stop and back 4 steps
3. Trot a circle around B and continue to C
4. Stop at C

Walk
Trot	- - - - -
Extended Trot	- - - - -
Canter	—————
Leg Yield	
Lead Change	↗ ↘
Back	←←←←←
Marker	(B)
Sidepass	→ - - - - ←

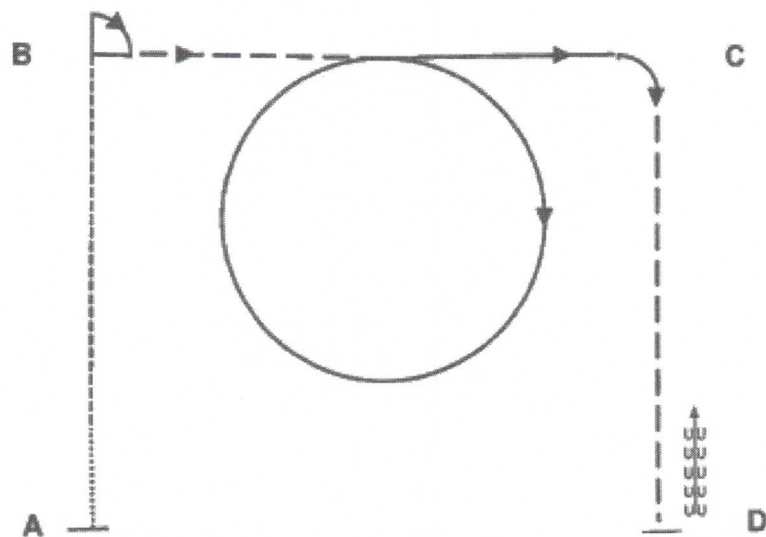
[HSE/WT-2]

Pattern Provided by:
PIERRE OUELLET

AQHA

L1 Youth Hunt Seat Equ.

L1 Amateur Hunt Seat Equ.



Be ready at A

1. Walk five steps
2. Pick up the sitting trot
3. Stop at B and perform a $\frac{1}{4}$ turn on the haunches to the right
4. Posting trot halfway to C on the right diagonal
5. When halfway to C, canter a circle to the right, right lead
6. Continue the canter to C, turn at C
7. After the turn break to the posting trot, left diagonal
8. Stop at D and back approximately one horse length

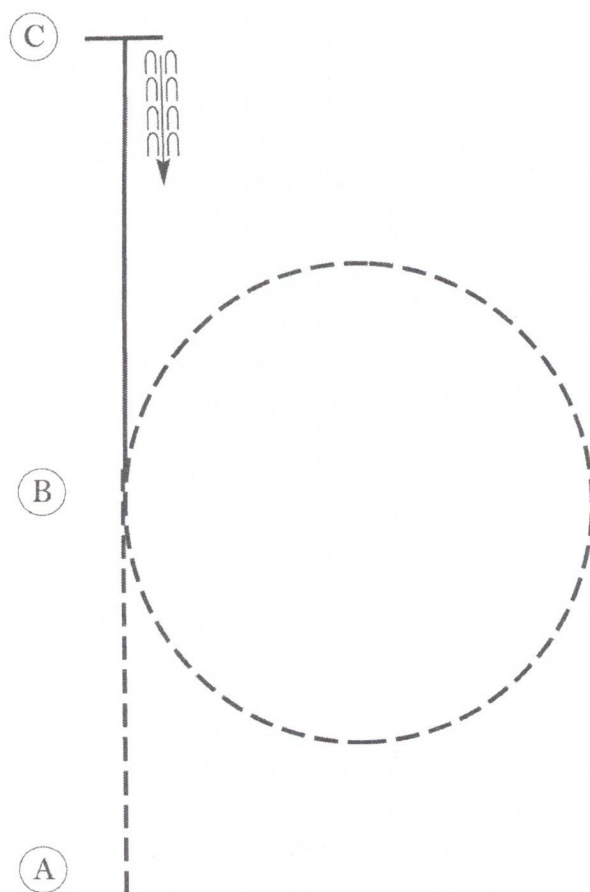
Pattern is complete. Exit the arena at the ring at a sitting trot.

Walk
Sitting trot	-----
Posting trot	- - - - -
Canter	—————
Extended Canter	- . . - . . -
Lead Change	
Back	←←←←←
Marker	B

LAMMENTAL CLASSIC 2025

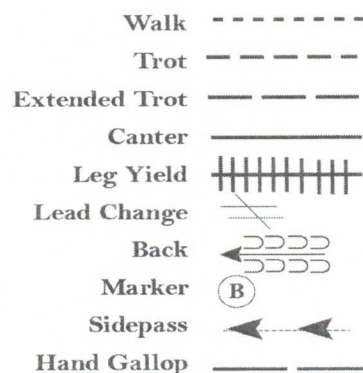
NSBA NOVICE YOUTH Hunt Seat Equitation

Show Date: 05-24-2025



Be ready before A.

1. Sitting trot A to B.
2. At B, posting trot circle to the right on proper diagonal.
3. At B, canter on the left lead to C.
4. Stop at C and back approximately one horse length.



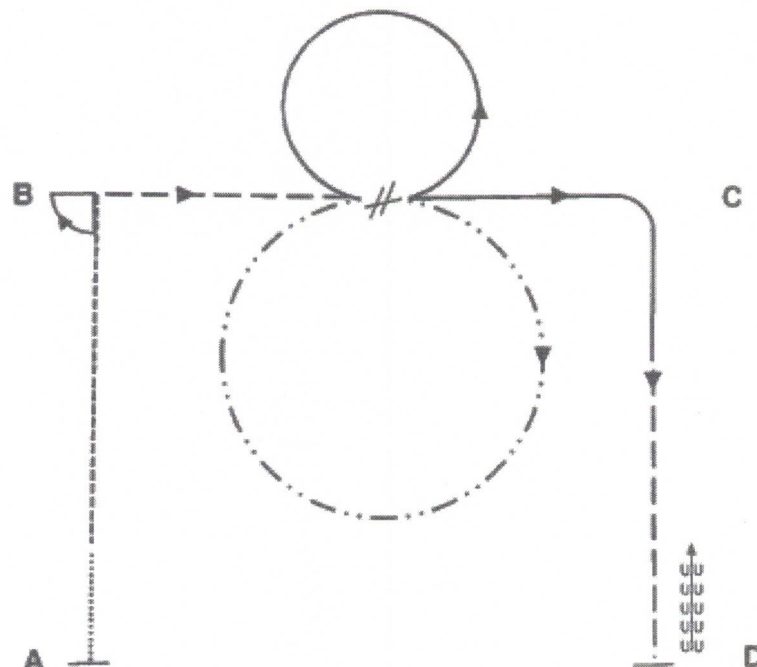
[HSE/1-2]

Pattern Provided by:
PIERRE OUELLET

AQHA

Youth Hunt Seat Equ.

Amateur Hunt Seat Equ.



Be ready at A

1. Walk five steps
2. Pick up the sitting trot
3. Stop at B, perform a 90° turn on the forehand to the right
4. Posting trot halfway to C on the right diagonal
5. When halfway to C, canter a circle to the right, right lead, at the extended canter
6. At completion of the circle, change leads, regular canter in a smaller circle to the left
7. Canter to C, turn (counter canter), then break to the posting trot, left diagonal
8. Stop at D and back approximately one horse length

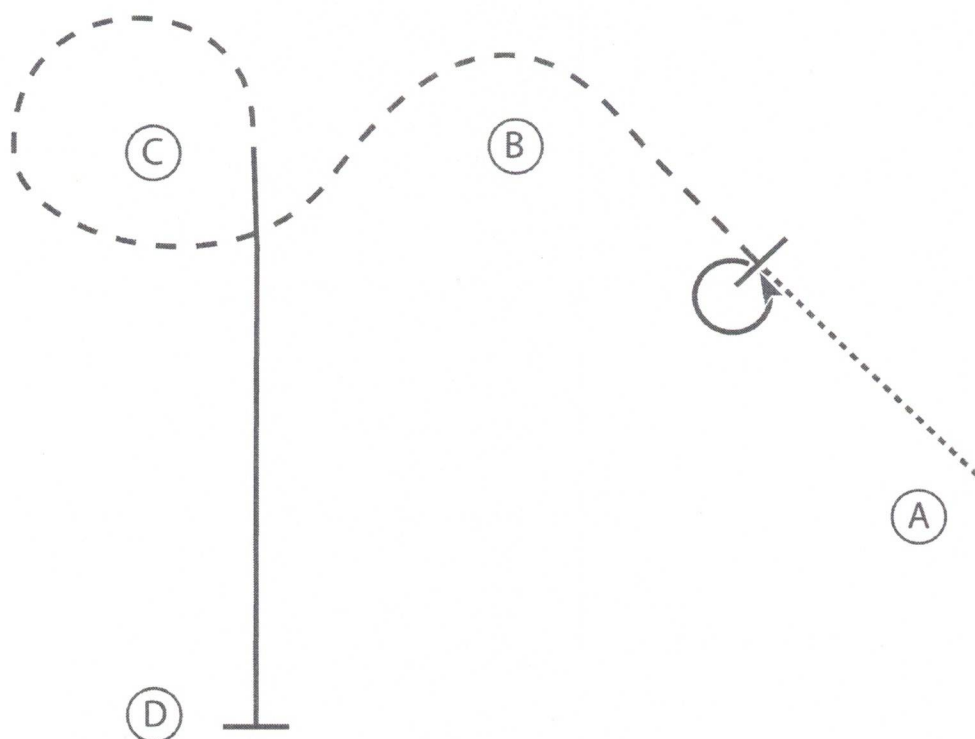
Walk
Sitting trot	-----
Posting trot	-----
Canter	=====
Extended Canter	-----
Lead Change	-----
Back	←←←←←
Marker	B

Pattern is complete. Exit the arena at the ring at a sitting trot.

LAMMENTAL CLASSIC 2025

NSBA YOUTH Hunt Seat Equitation

Show Date: 05-24-2025



1. At A walk halfway to B
2. Stop and perform a 360 degree turn to the left on the hindquarters
3. Posting trot to and around B and in a circle around C, performing proper change of diagonal
4. At C canter to D on the right lead
5. Stop at D

Walk
Trot	-----
Extended Trot	-----
Canter	-----
Leg Yield	
Lead Change	↗↘
Back	←←←←
Marker	(B)
Sidepass	←←←←

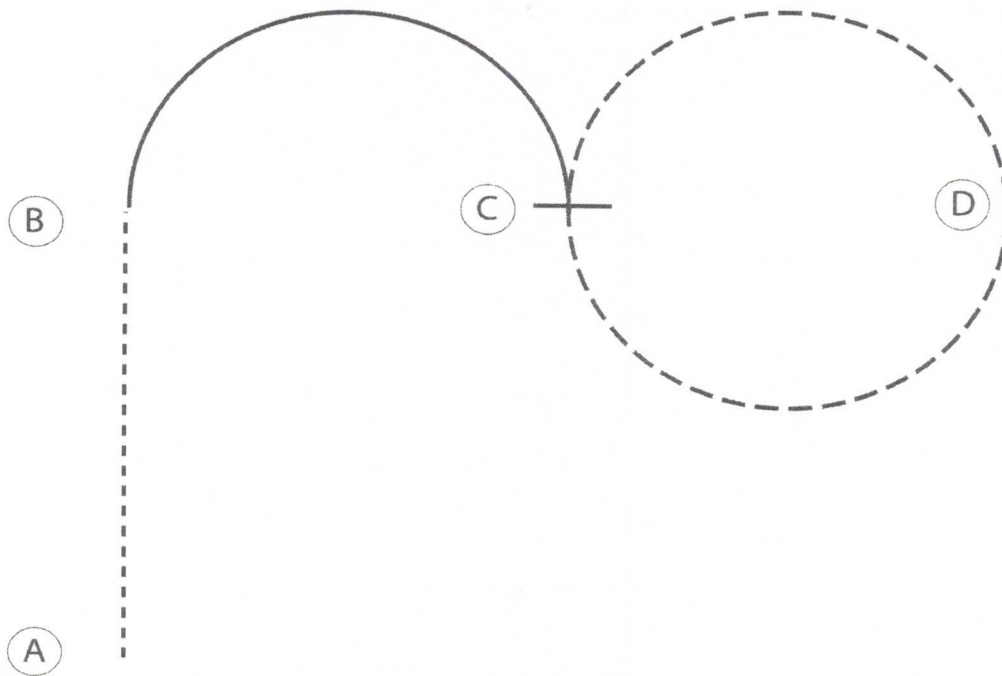
[HSE/2-1]

Pattern Provided by:
PIERRE OUELLET

Lammetal Classic 2025

NSBA NOVICE AMATEUR Hunt Seat Equitation

Show Date: 05-25-2025



Be ready at A.

1. Walk from A to B.
2. At B, canter on the right lead in a half circle to C.
3. At C, posting trot to D.
4. Sitting trot from D to C.
5. Stop at C.

Follow the instructions of your ring steward.

Walk	-----
Trot	- - - - -
Extended Trot	-----
Canter	=====
Leg Yield	
Lead Change	///
Back	←←←←←
Marker	(B)
Sidepass	←-----→
Hand Gallop	=====

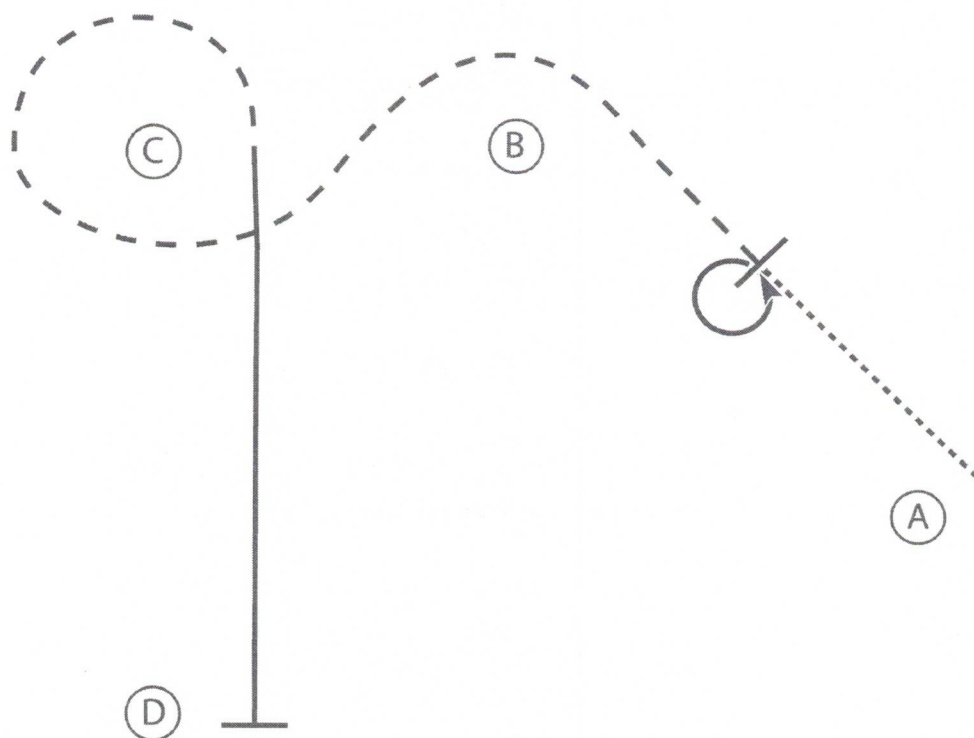
[HSE/1-16]

Pattern Provided by:
PIERRE OUELLET

Lammetal Classic 2025

NSBA AMATEUR Hunt Seat Equitation

Show Date: 05-25-2025



1. At A walk halfway to B
2. Stop and perform a 360 degree turn to the left on the hindquarters
3. Posting trot to and around B and in a circle around C, performing proper change of diagonal
4. At C canter to D on the right lead
5. Stop at D

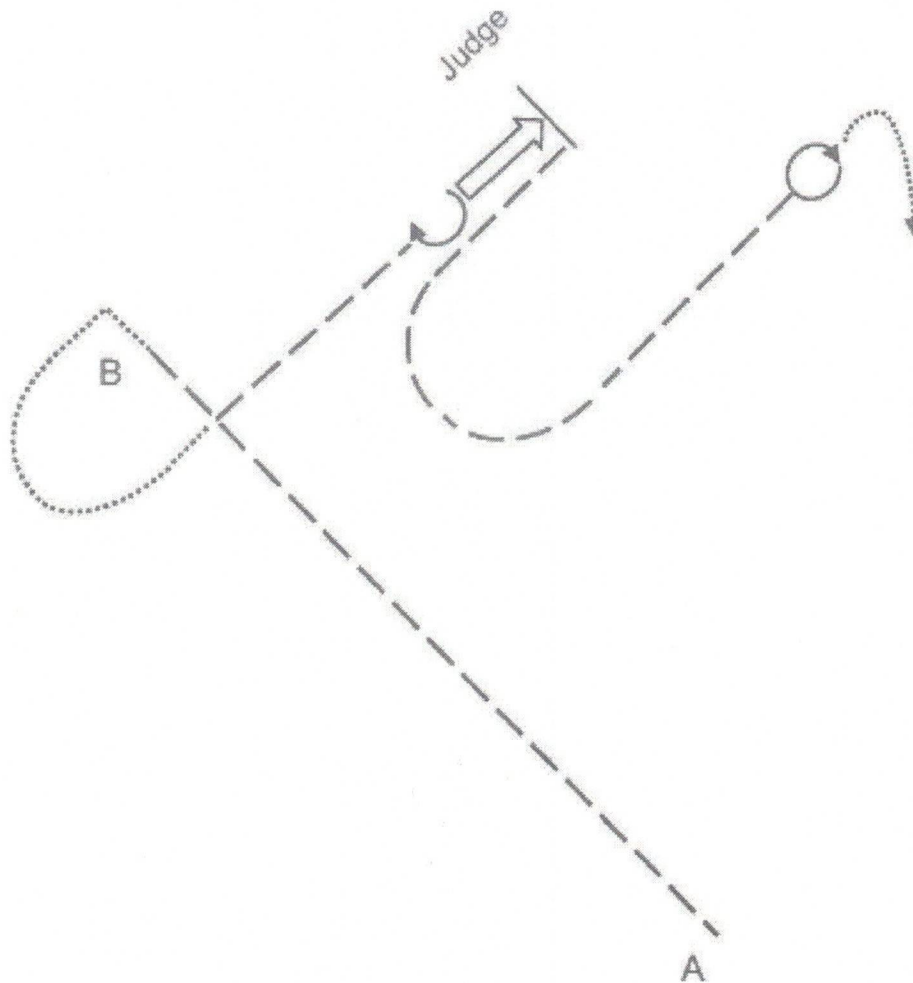
Walk
Trot	-----
Extended Trot	-----
Canter	=====
Leg Yield	
Lead Change	↗↘
Back	←←←←←
Marker	(B)
Sidepass	←-----→

[HSE/2-1]

Pattern Provided by:
PIERRE OUELLET

AQHA

L1 Horse Non Pro Showmanship Youth & Amateur

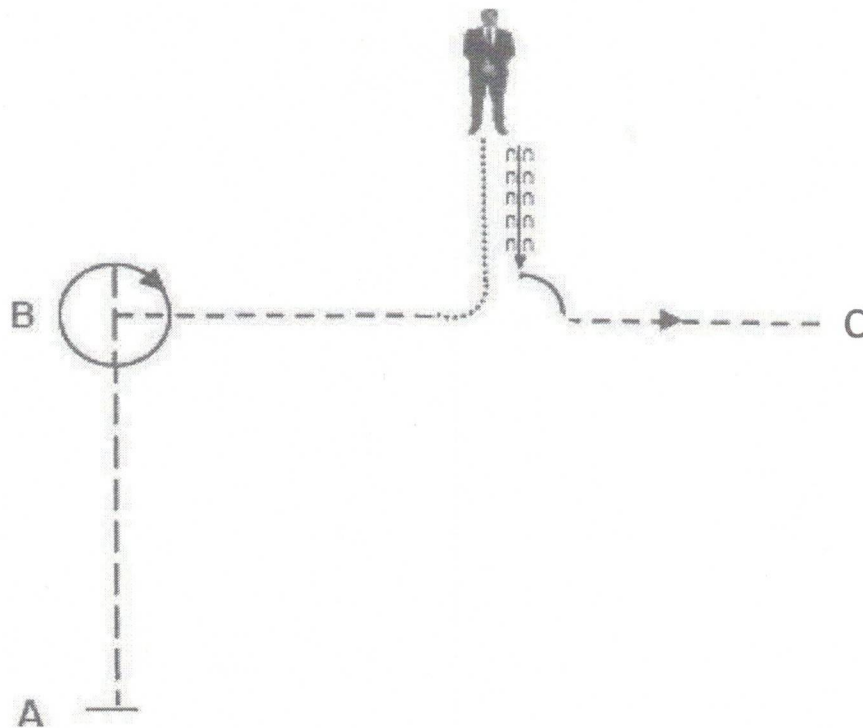


1. Trot towards B
2. At B, break to walk, walk corner & around B
3. Trot at least halfway to judge
4. Stop, perform a 180° turn
5. Back until horse's hip in line with judge
6. Set up
7. Inspection
8. When excused, trot an arc as shown
9. Stop and perform a 360° turn, exit at a walk

AQHA

L1 Youth Showmanship

L1 Amateur Showmanship



Be ready at A

1. Extend the trot to B
2. At B stop and do a 450 ° turn, than proceed at regular trot
3. Break tot he walk, turn left and walk to the judge
4. Setup
5. Inspection
6. When dismissed, back aproximately 10 feet
7. When even with B, do a 90° turn and trot to C
8. Stop at C

Pattern is complete, exit at the walk

Walk
Trot	-----
Extended Trot	-----
Back	←←←←←
Marker	B

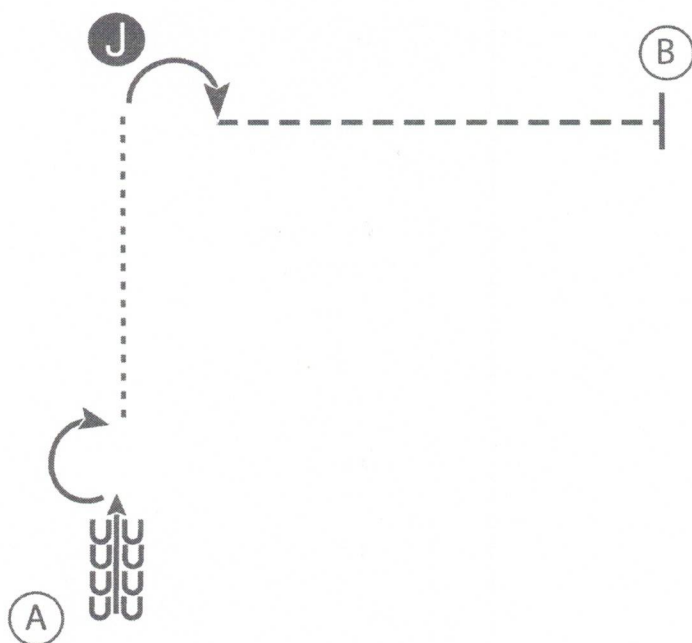
LAMMENTAL CLASSIC 2025

NSBA NOVICE YOUTH Showmanship


Show Date: 05-24-2025

www.HorseShowPatterns.com

www.HorseShowPatterns.com



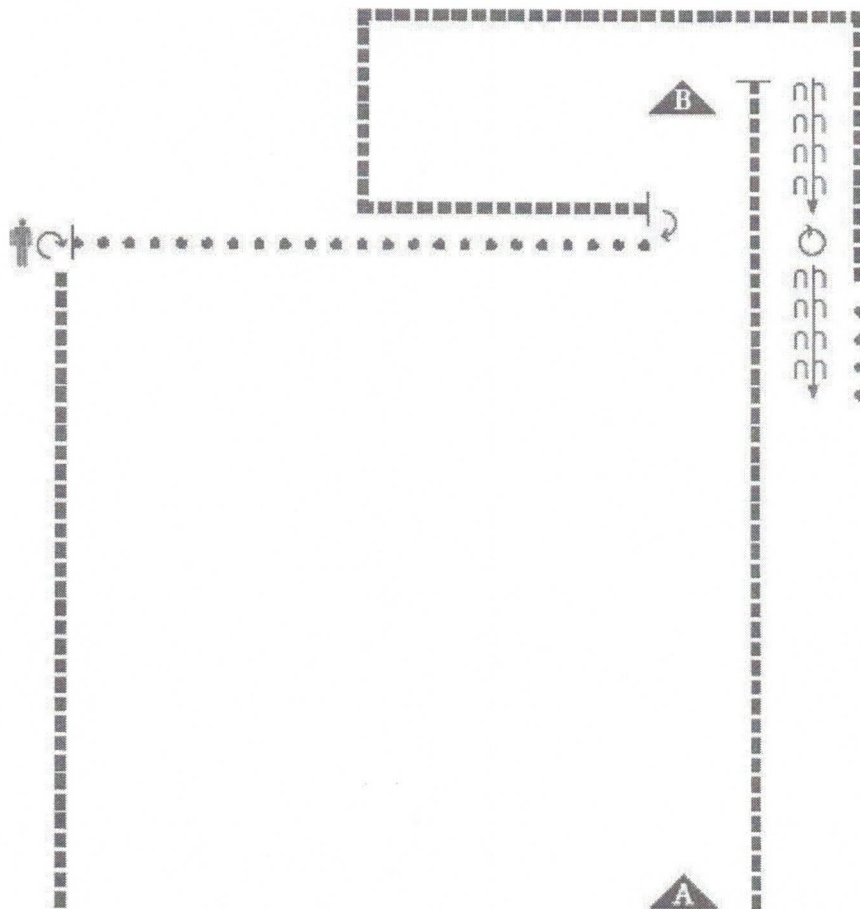
1. Back 4 steps at A
2. Perform a 180 degree turn
3. Walk to the judge and set up for inspection
4. When dismissed perform a 90 degree turn and trot to B
5. Stop at B

Walk
Trot - - - - -
Back ← 
Marker (B)
Judge (J)

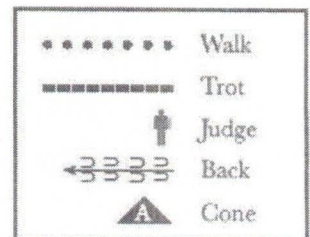
[S/1-2]

Pattern Provided by:
PIERRE OUELLET

AQHA
Youth Showmanship
Amateur Showmanship



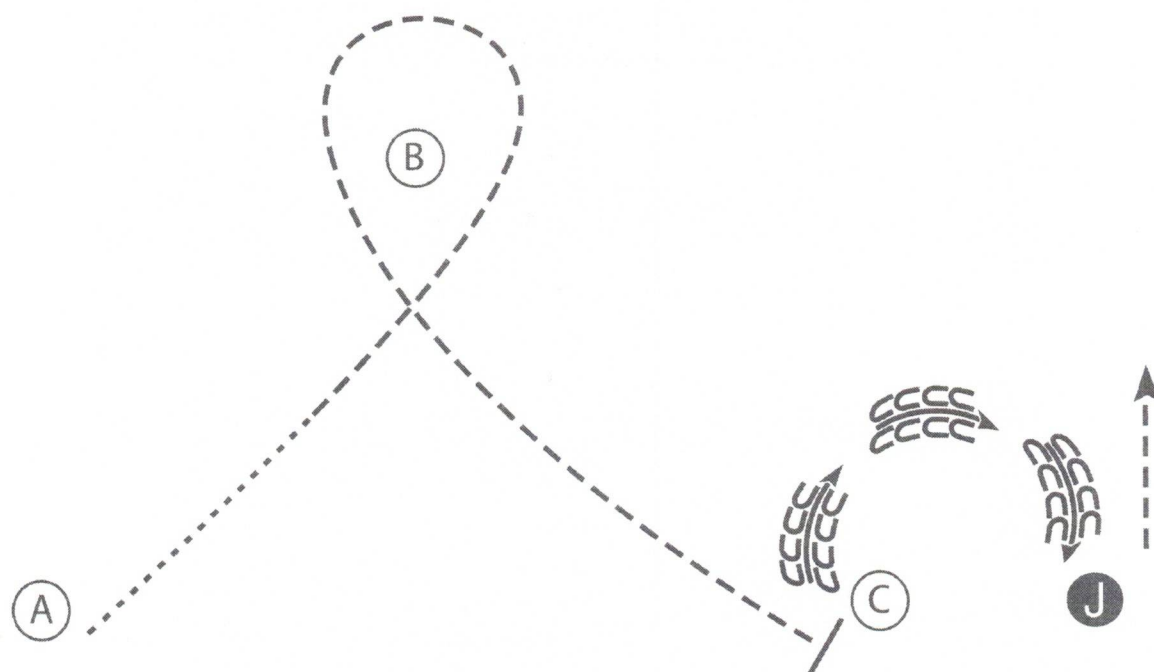
1. Trot from A to B
2. Back
3. 360° turn
4. Back
5. Walk a horse length and then trot to and around B
6. Stop and perform 180° turn and walk to judge
7. Setup
8. Inspection
9. 270 ° turn and trot to exit



LAMMENTAL CLASSIC 2025

NSBA YOUTH Showmanship

Show Date: 05-24-2025



1. Walk halfway from A to B
2. Trot to and around B and continue to C
3. Stop at C and back in a half circle to the judge
4. Stop and set up for inspection
5. When dismissed trot straight away from the judge

Walk
Trot
Back ←
Marker (B)
Judge (J)

[S/2-2]

Pattern Provided by:
PIERRE OUELLET

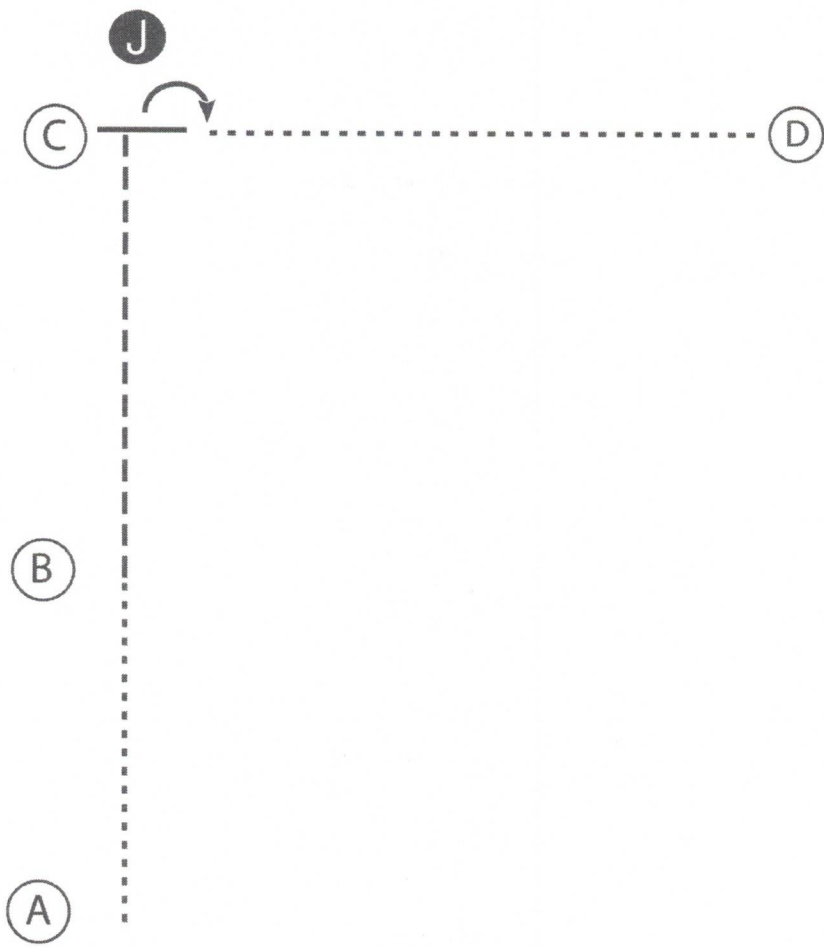
LAMMENTAL CLASSIC 2025

NSBA NOVICE AMATEUR Showmanship

Show Date: 05-24-2025

www.HorseShowPatterns.com


www.HorseShowPatterns.com



1. Walk from A to B.
2. Trot from B to C.
3. Stop at C and set up for inspection.
4. When dismissed perform a 90 degree turn.
5. Walk to D.

Walk - - - - -

Trot - - - - -

Back ← 

Marker (B)

Judge (J)


[S/1-4]

Pattern Provided by:
PIERRE OUELLET


LAMMENTAL CLASSIC 2025

NSBA AMATEUR Showmanship

Show Date: 05-24-2025



1. Trot to B.
2. Stop at B.
3. Back around B.
4. Perform a 90 degree turn.
5. Walk to judge and set up for inspection.
6. When dismissed walk to line-up.

Walk
Trot - - - - -
Back ← 
Marker (B)
Judge (J)

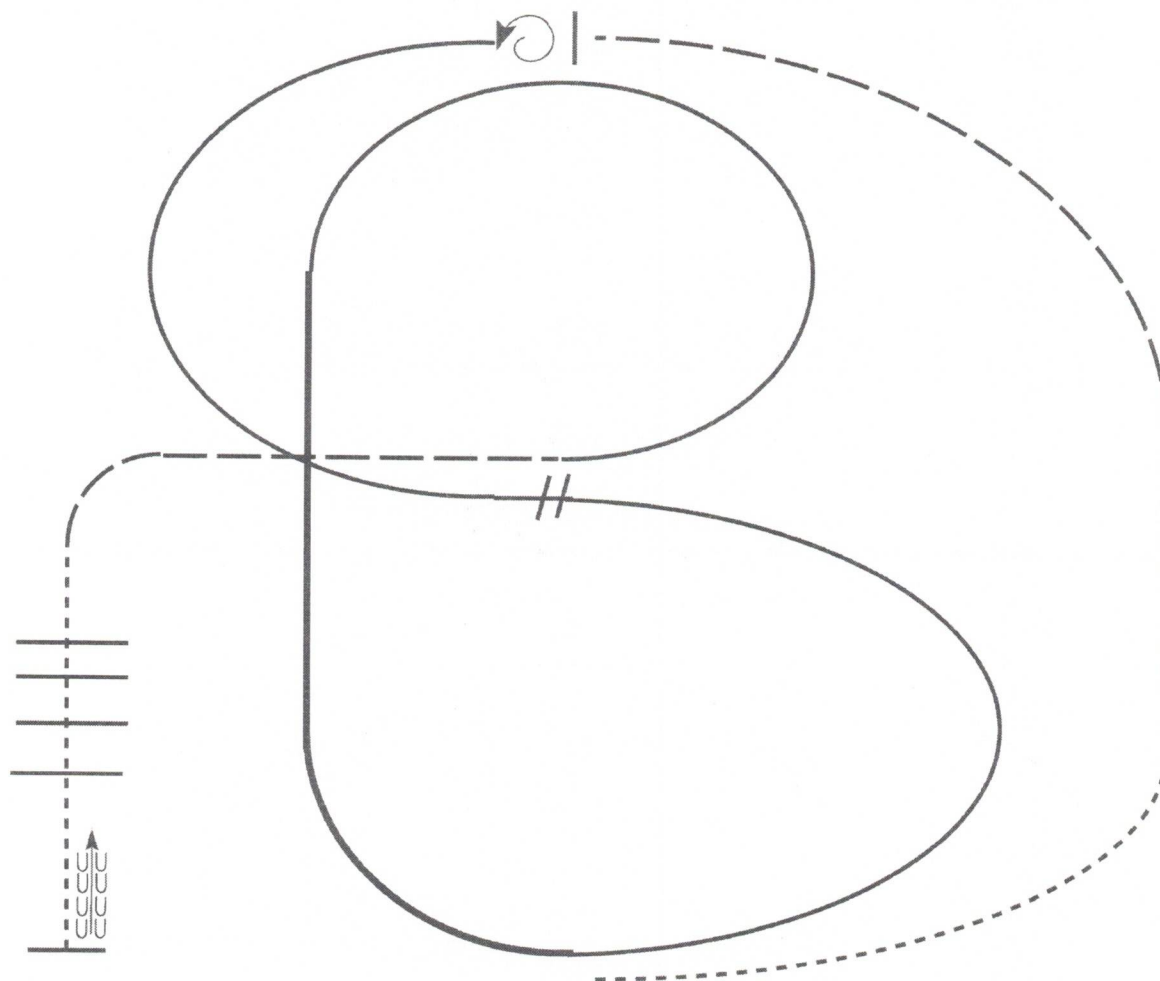
[S/2-5]

Pattern Provided by:
PIERRE OUELLET

Lammetal Classic 2025

NSBA Green Ranch Riding

Show Date: 05-22-2025



1. Walk
2. Trot
3. Extend the trot, at the top of the arena, stop
4. 360 degree turn to the left
5. Left lead 1/2 circle, lope to the center
6. Change leads (simple or flying)
7. Right lead 1/2 circle
8. Extended lope up the long side of arena (right lead)
9. Collect back to a lope around the top of the arena and back to center
10. Break down to an extended trot
11. Walk over poles.
12. Stop and back

Walk	-----
Jog	- - - - -
Extended Jog	— — — — —
Lope	— — — — —
Lead Change	
Back	
Marker	(B)

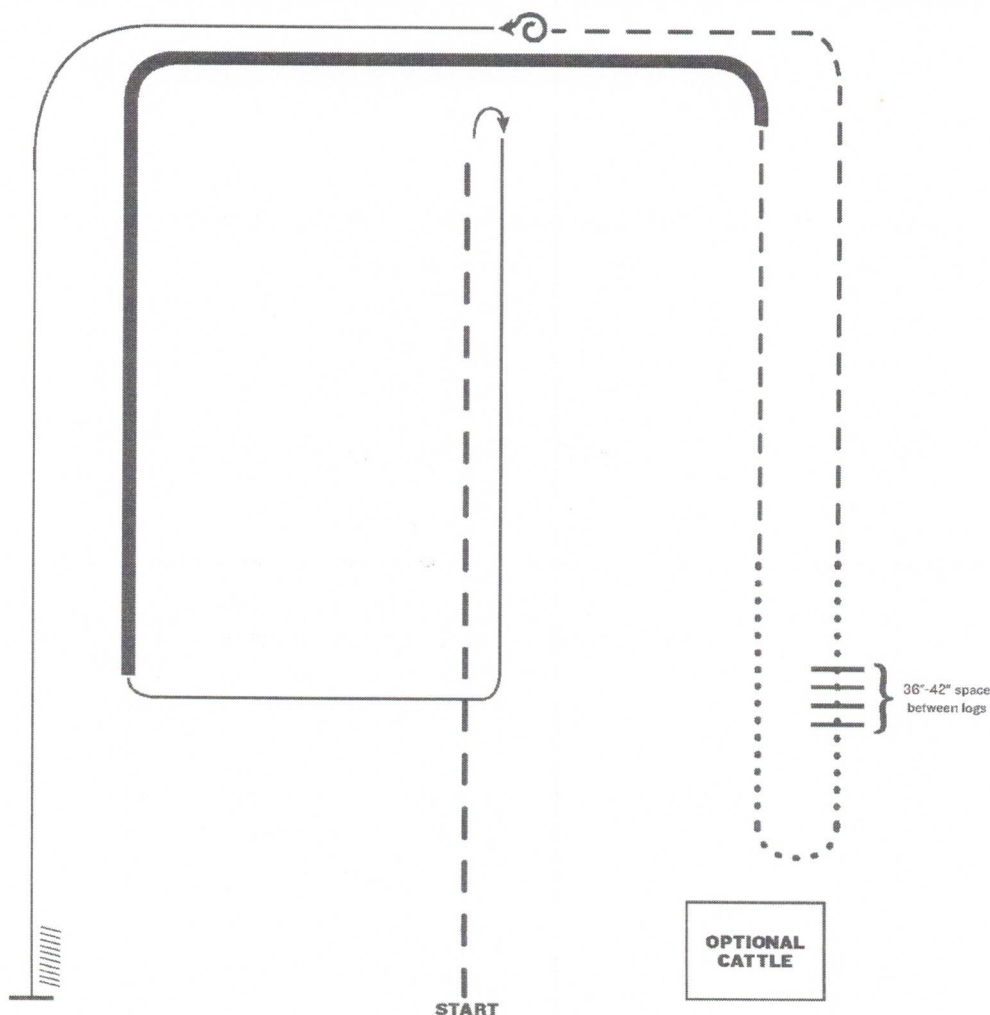
[RR/1]

Pattern Provided by:
PIERRE OUELLET

Lammetal Classic 2025

NSBA Novice Amateur Ranch Riding

Show Date: 05-22-2025



1. Extended trot
2. Stop, rollback right
3. Lope right lead
4. Extended lope (right lead)
5. Trot
6. Walk
7. Walk over logs
8. Walk
9. Trot
10. Stop, 360 left
11. Lope left lead
12. Stop and back

Note: The drawn description of this pattern is only intended for the general depiction of the pattern. Exhibitors should utilize the arena space to best exhibit their horses.

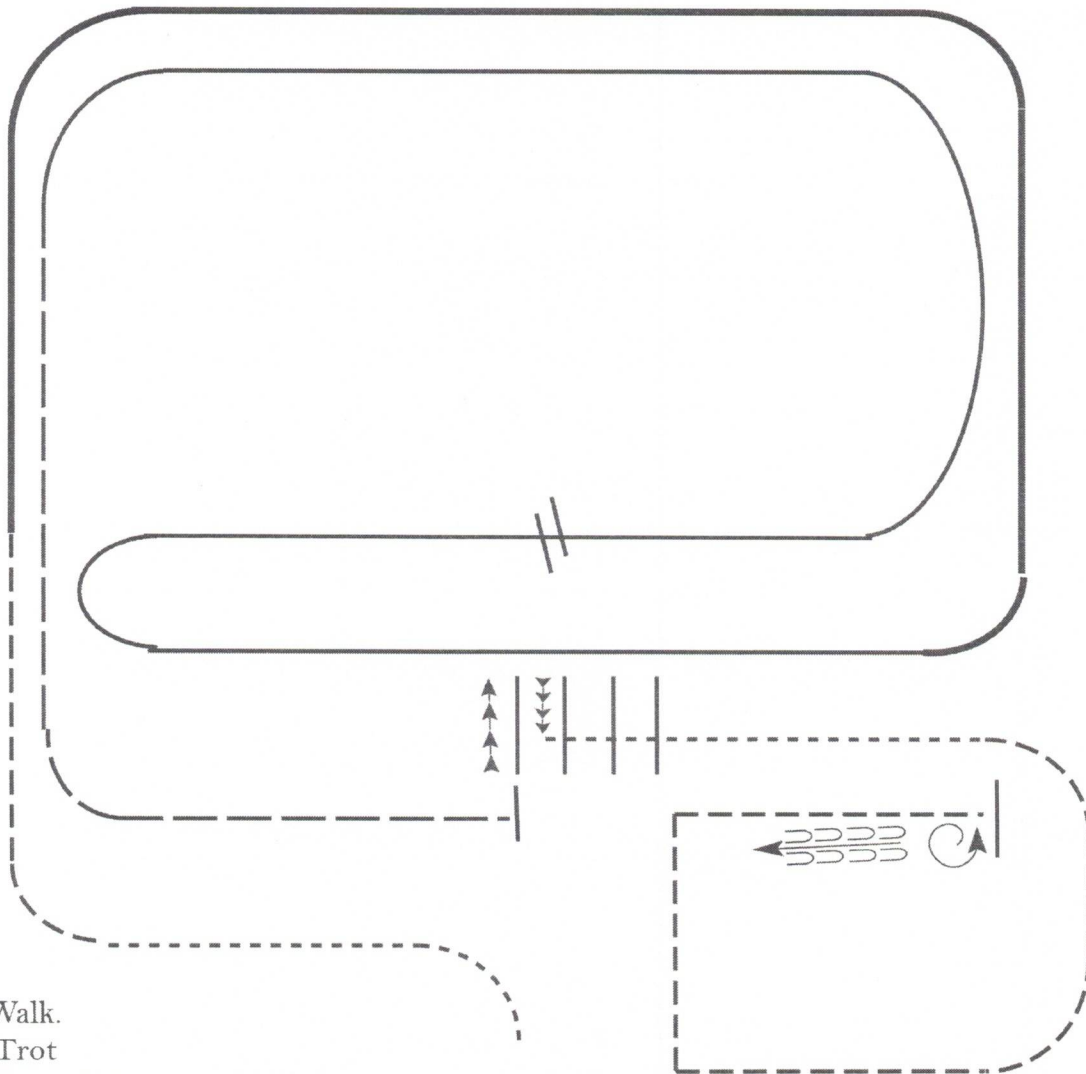
[RR/AQHA-15]

Pattern Provided by:
PIERRE OUELLET

Lammetal Classic 2025

NSBA OPEN Ranch Riding

Show Date: 05-22-2025



1. Walk.
2. Trot
3. Extended lope-right lead
4. Lope right lead
5. Change leads (simple or flying)
6. Lope left lead
7. Extended trot
8. Stop, side pass left, side pass right, 1/2 way
9. Walk over logs
10. Walk
11. Trot square
12. Stop, 360 degree turn left, back

Walk	-----
Jog	- - - - -
Extended Jog	-----
Lope	=====
Lead Change	
Back	
Marker	(B)

[RR/5]

Pattern Provided by:
PIERRE OUELLET

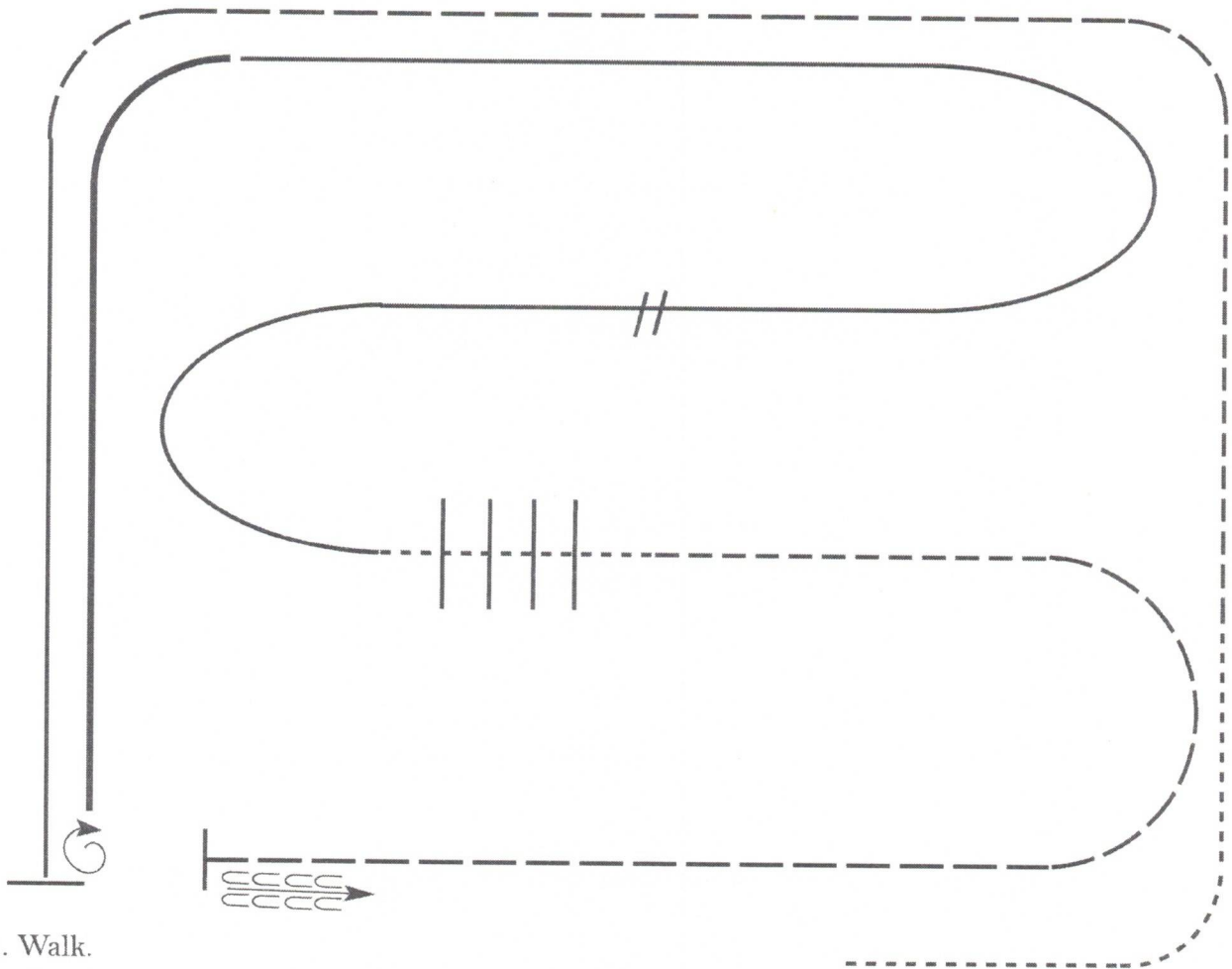
Lammetal Classic 2025

NSBA AMATEUR Ranch Riding

Show Date: 05-22-2025

www.HorseShowPatterns.com

www.HorseShowPatterns.com



1. Walk.
2. Trot
3. Extended trot.
4. Left lead lope
5. Stop, 1 1/2 turn right
6. Extended lope
7. Collect to working lope-right lead
8. Change leads (simple or flying)
9. Walk
10. Walk over logs
11. Trot
12. Extended trot
13. Stop and back

Walk	-----
Jog	- - - - -
Extended Jog	- - - - -
Lope	=====
Lead Change	
Back	
Marker	(B)

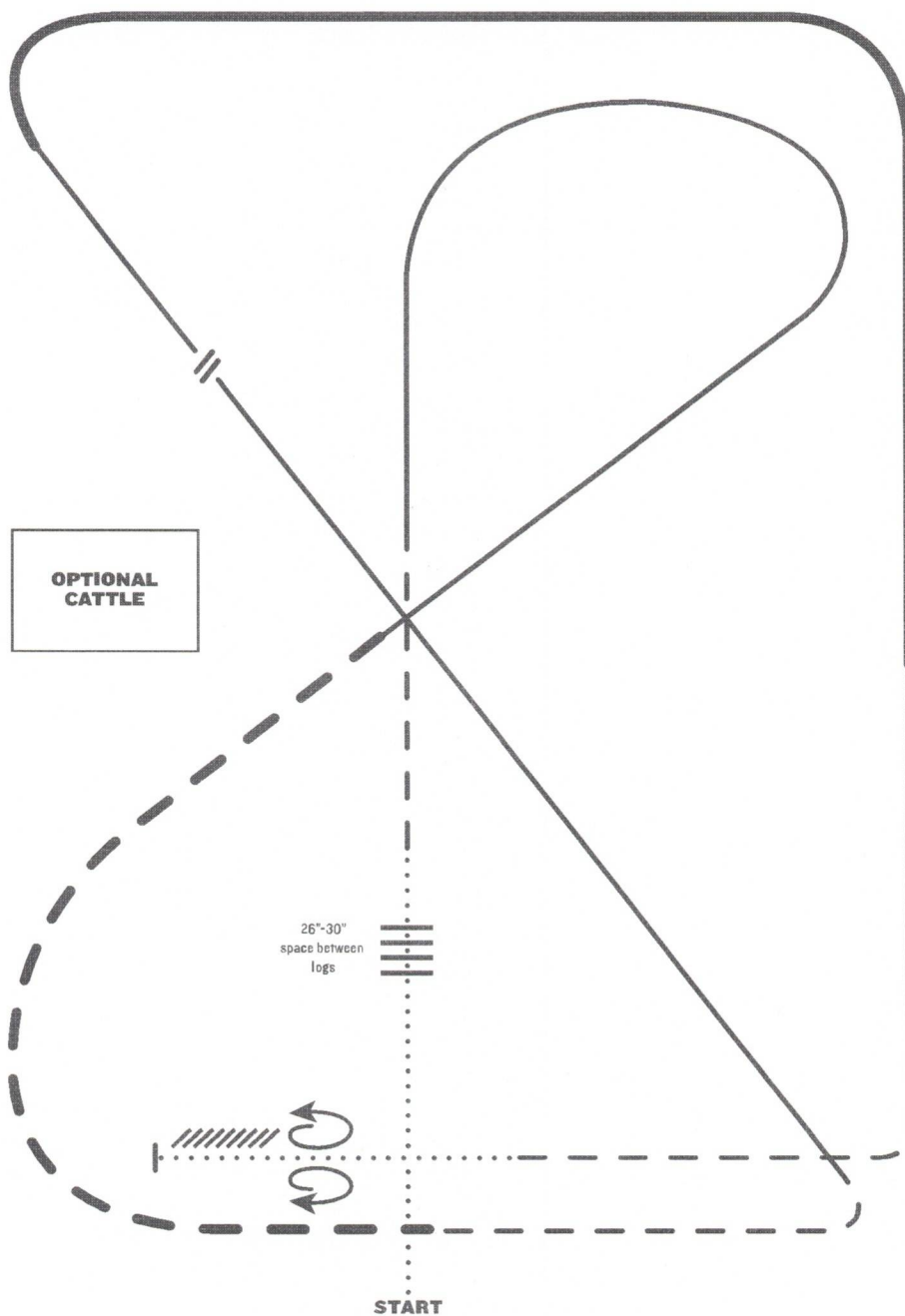
[RR/2]

Pattern Provided by:
PIERRE OUELLET

RANCH RIDING - PATTERN 5

LEGEND

.....	Walk
....	Extended Walk
- - -	Trot
- - -	Extended Trot
—	Lope
—	Extended Lope
////	Back
W	Lead Change



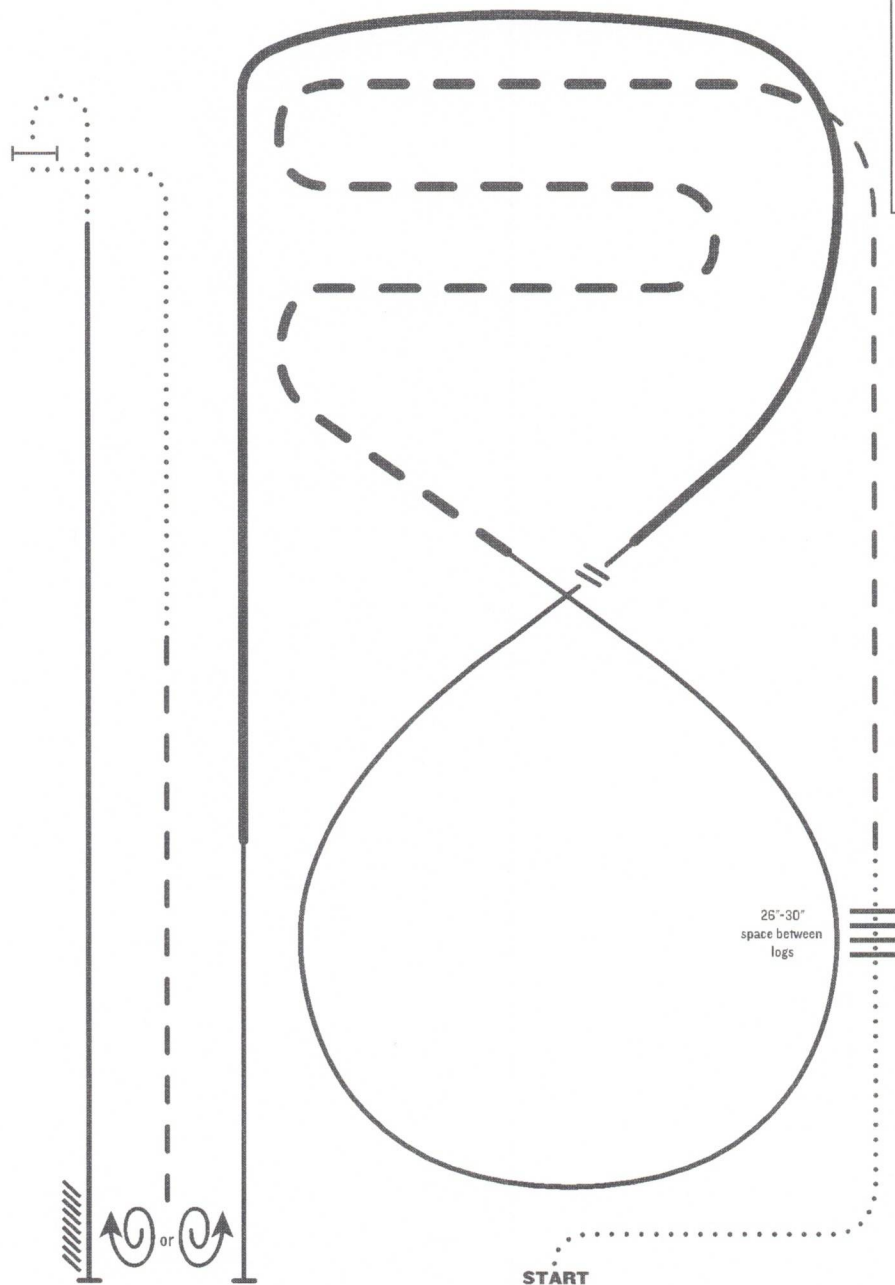
1. Walk
2. Walk over logs
3. Trot
4. Lope right lead
5. Extended trot
6. Trot
7. Lope left lead
8. Change leads (simple or flying)
9. Extended lope right lead
10. Collect lope
11. Trot
12. Walk
13. Stop and back
14. 360° turn each direction (either direction 1st) (L-R or R-L)

Note: The drawn description of this pattern is only intended for the general depiction of the pattern. Exhibitors should utilize the arena space to best exhibit their horses.

RANCH RIDING - PATTERN 13

LEGEND

.....	Walk
....	Extended Walk
- - -	Trot
- - -	Extended Trot
—	Lope
—	Extended Lope
////	Back
\\	Lead Change



1. Walk
2. Walk over logs
3. Trot
4. Extended trot serpentine
5. Lope right lead
6. Change leads (simple or flying)
7. Extended lope left lead, collect lope
8. Stop, 1 1/2 turn either direction
9. Trot
10. Walk to gate
11. Right hand push gate
12. Walk, lope left lead
13. Stop and back

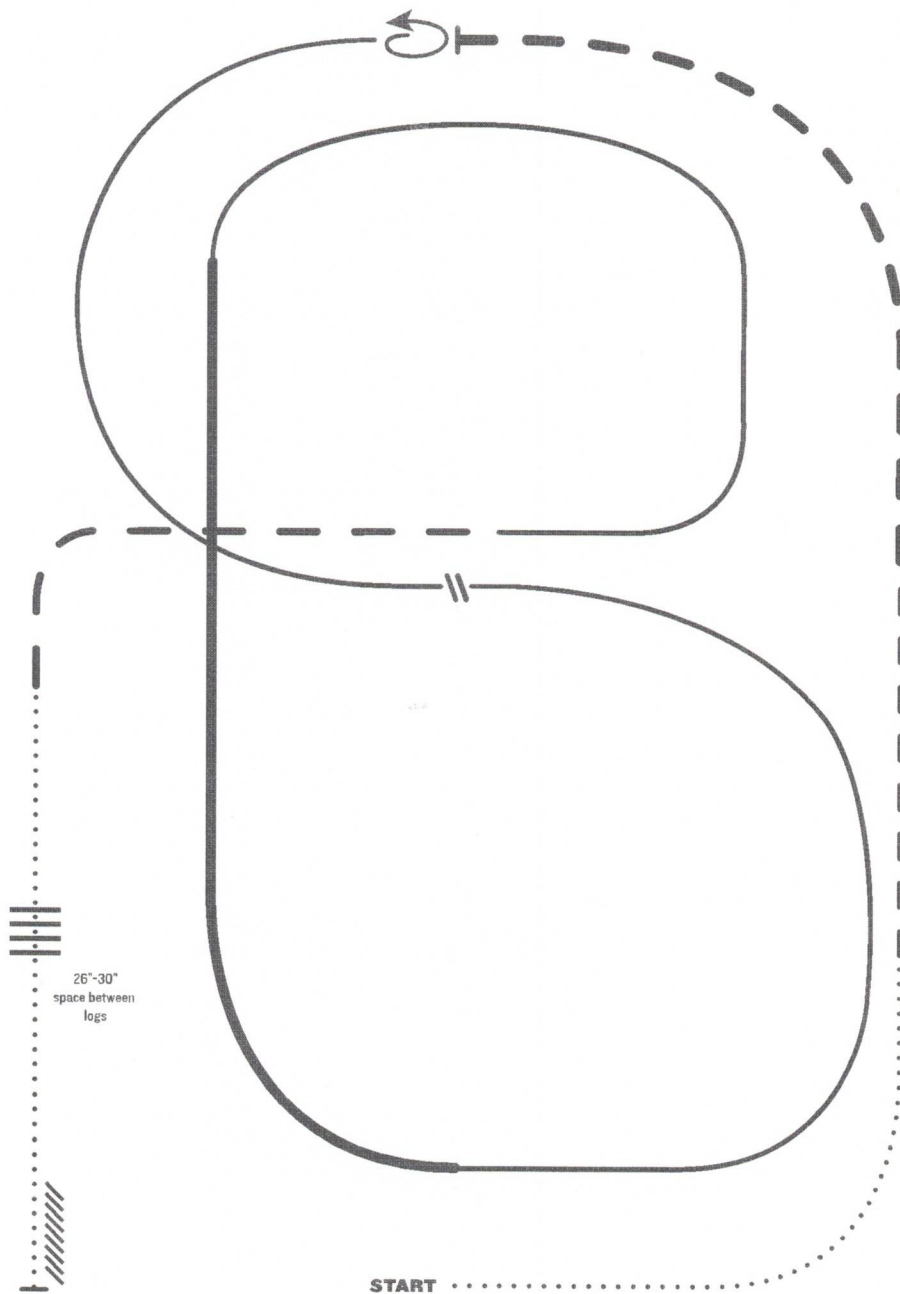
Note: The drawn description of this pattern is only intended for the general depiction of the pattern. Exhibitors should utilize the arena space to best exhibit their horses.

AQHA L1 Youth

RANCH RIDING - PATTERN 1

LEGEND

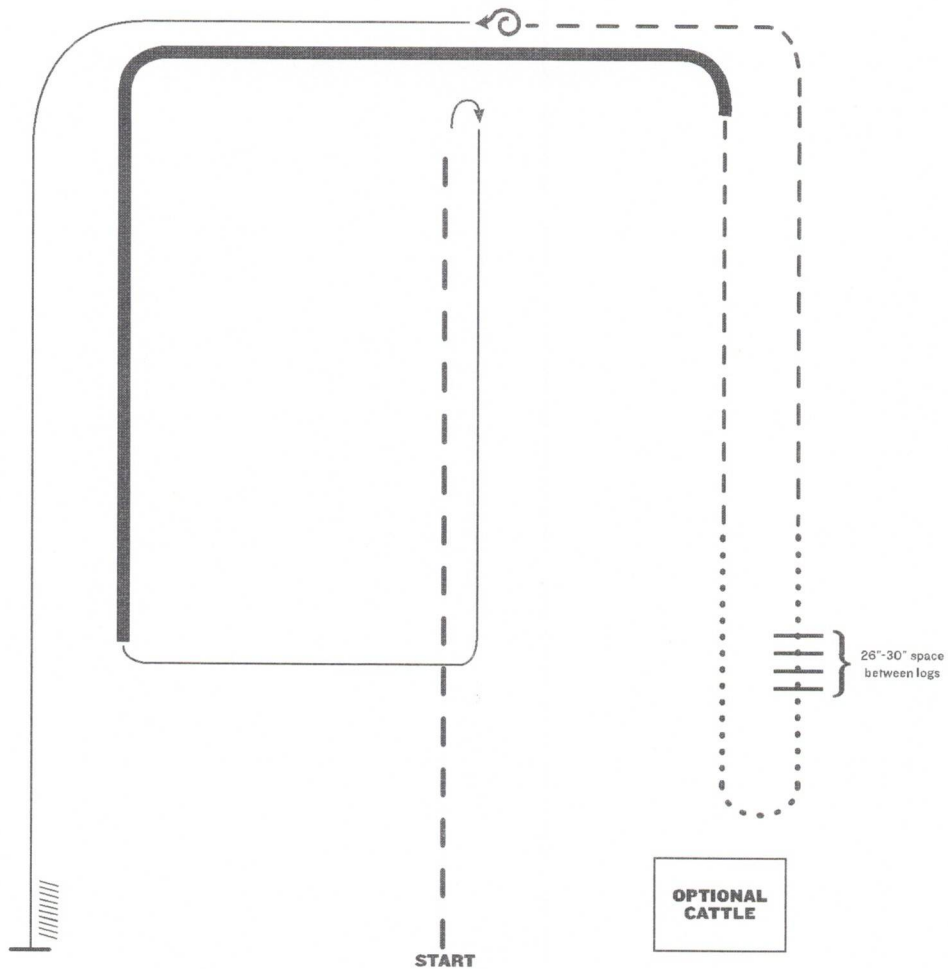
.....	Walk
... ..	Extended Walk
— — —	Trot
— — —	Extended Trot
—————	Lope
—————	Extended Lope
///////	Back
///	Lead Change



1. Walk
2. Trot
3. Extend the trot, at the top of the arena, stop
4. 360° turn left
5. Left lead 1/2 circle, lope to the center
6. Change leads (simple or flying)
7. Right lead 1/2 circle
8. Extended lope up the long side of the arena (right lead)
9. Collect back to a lope around the top of the arena and back to center
10. Break down to an extended trot
11. Walk over logs
12. Stop and back

Note: The drawn description of this pattern is only intended for the general depiction of the pattern. Exhibitors should utilize the arena space to best exhibit their horses.

AQHA Amateur RANCH RIDING - PATTERN 15



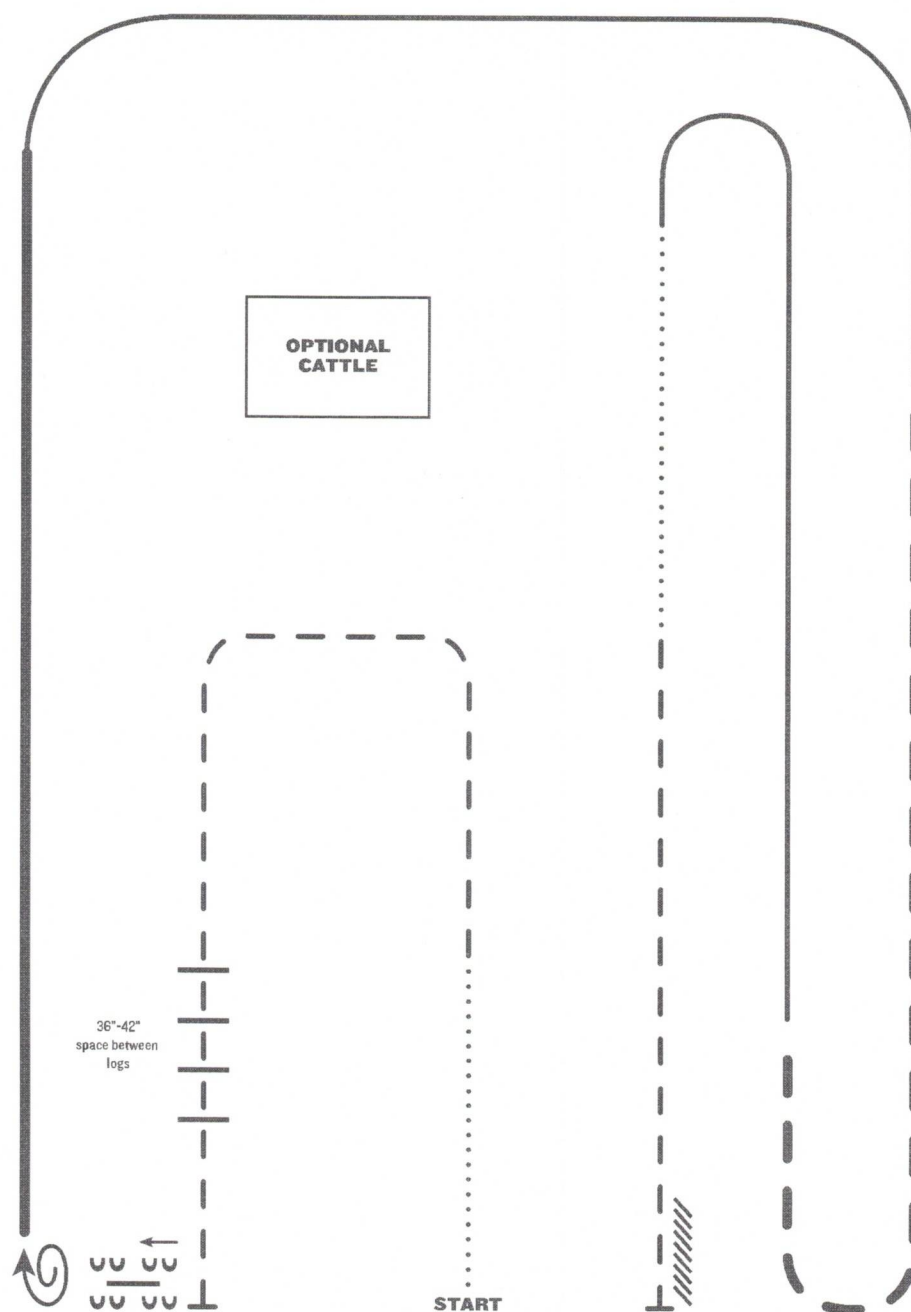
1. Extended trot
2. Stop, rollback right
3. Lope right lead
4. Extended lope (right lead)
5. Trot
6. Walk
7. Walk over logs
8. Walk
9. Trot
10. Stop, 360 left
11. Lope left lead
12. Stop and back

Note: The drawn description of this pattern is only intended for the general depiction of the pattern. Exhibitors should utilize the arena space to best exhibit their horses.

AQHA Youth RANCH RIDING - PATTERN 12

LEGEND

.....	Walk
...	Extended Walk
- - -	Trot
- - -	Extended Trot
—	Lope
—	Extended Lope
////	Back
\\	Lead Change



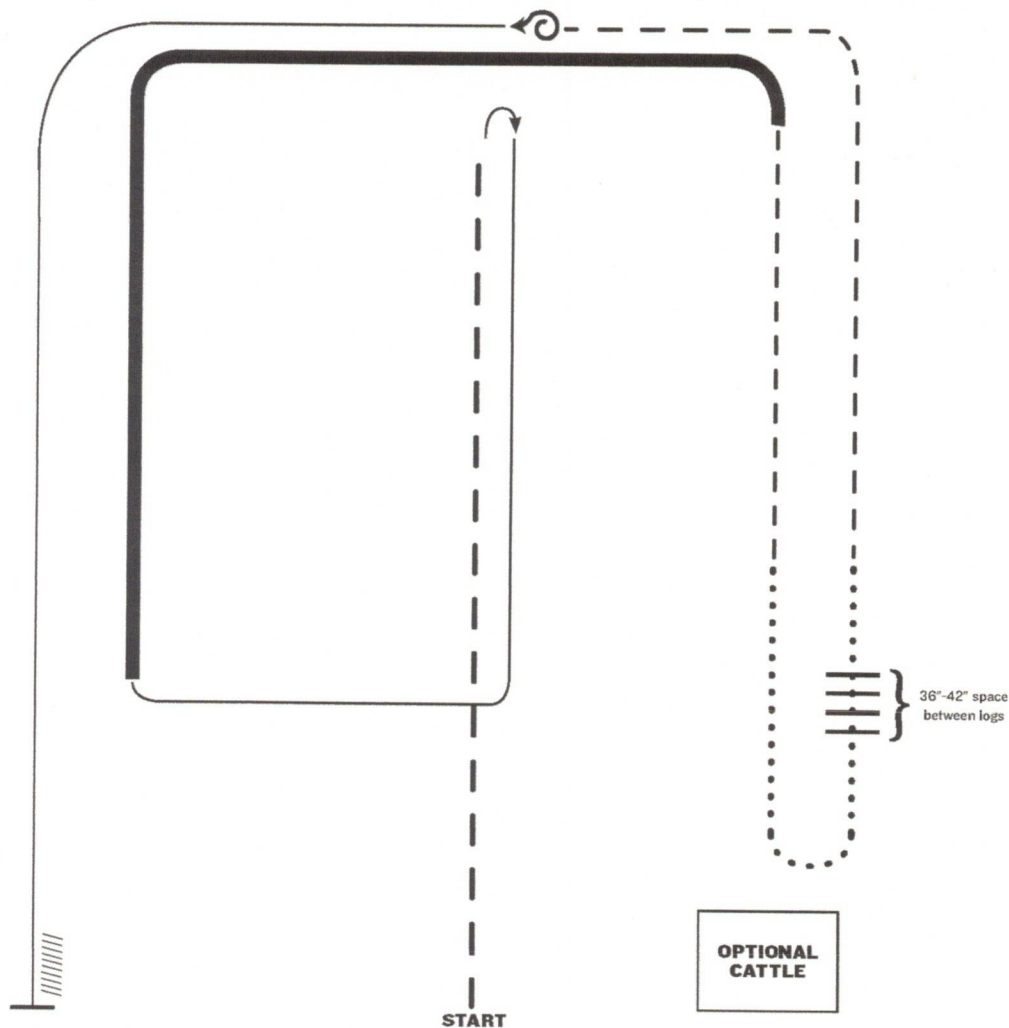
1. Walk
2. Trot
3. Trot over logs, stop
4. Side pass right over log
5. 1 1/2 turn right
6. Extended lope right lead
7. Lope right lead
8. Extended trot
9. Lope left lead
10. Walk
11. Trot
12. Stop and back

Note: The drawn description of this pattern is only intended for the general depiction of the pattern. Exhibitors should utilize the arena space to best exhibit their horses.

Lammetal Classic 2025

NSBA NOVICE YOUTH Ranch Riding

Show Date: 05-25-2025



1. Extended trot
2. Stop, rollback right
3. Lope right lead
4. Extended lope (right lead)
5. Trot
6. Walk
7. Walk over logs
8. Walk
9. Trot
10. Stop, 360 left
11. Lope left lead
12. Stop and back

Note: The drawn description of this pattern is only intended for the general depiction of the pattern. Exhibitors should utilize the arena space to best exhibit their horses.

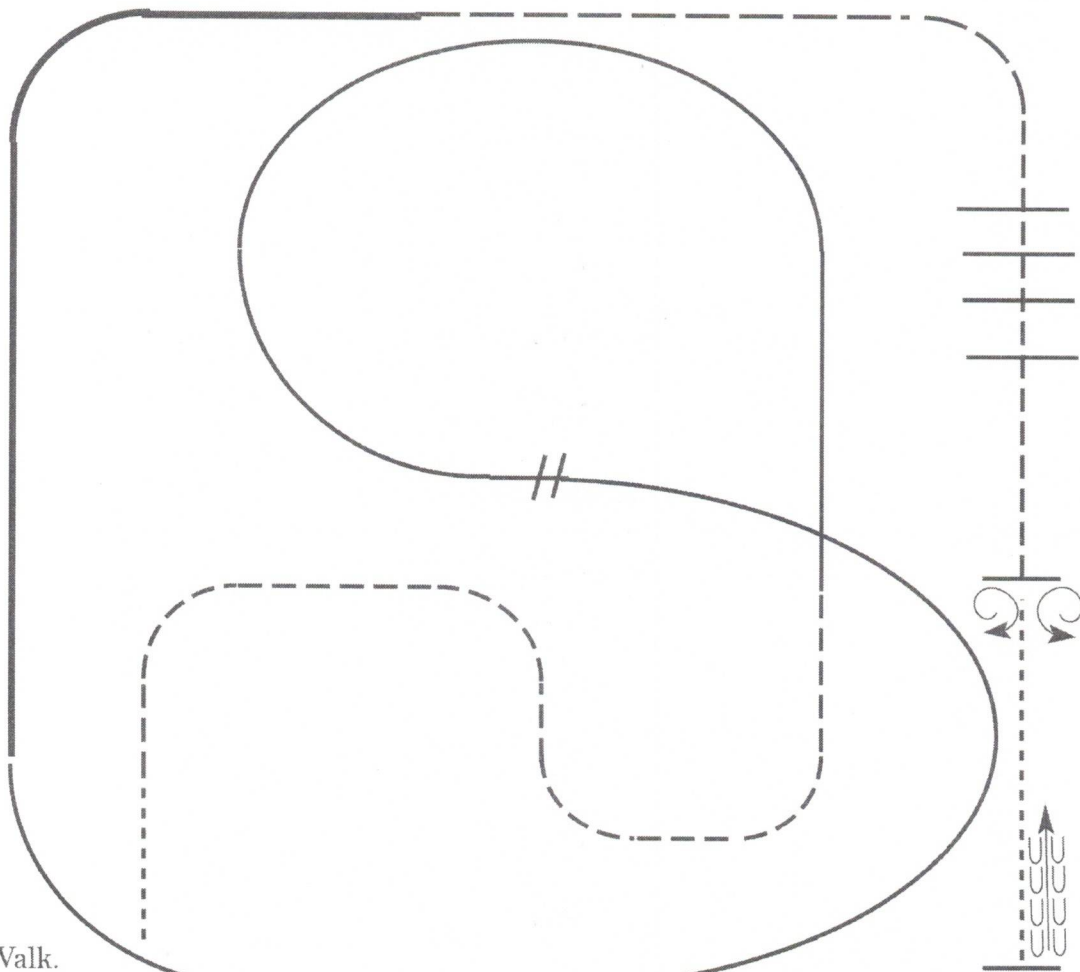
[RR/AQHA-15]

Pattern Provided by:
PIERRE OUELLET

Lammetal Classic 2025

NSBA YOUTH Ranch Riding

Show Date: 05-25-2025



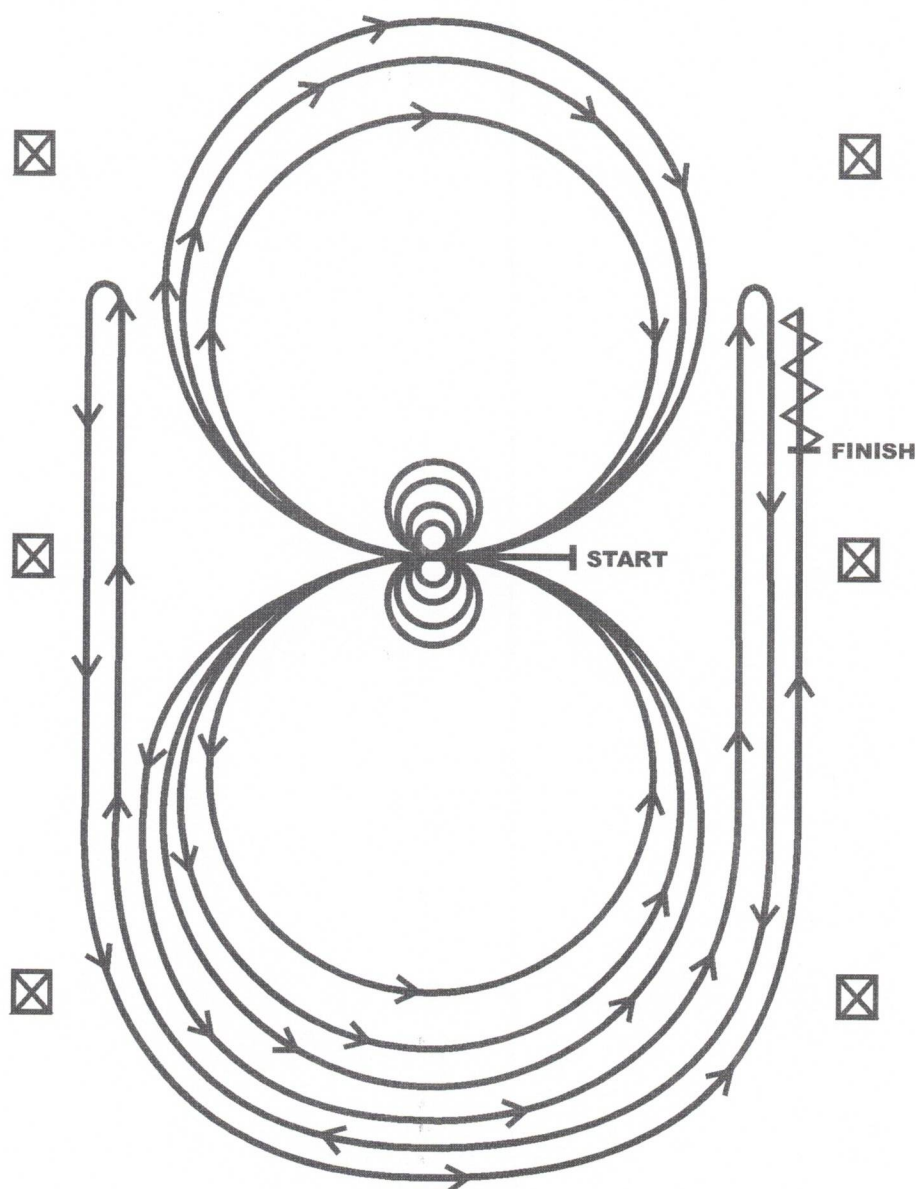
1. Walk.
2. Trot serpentine
3. Lope left lead around end of arena and then diagonally across arena.
4. Change leads (simple or flying) and
5. Lope on the right lead around end of the arena.
6. Extend lope on the straight away around corner to center of arena.
7. Extend trot around corner of arena
8. Collect to a trot
9. Trot over poles
10. Stop do a 360 turn each direction (either direction 1st)
11. Walk, stop and back.

Walk	-----
Jog	- - - - -
Extended Jog	- - - - -
Lope	=====
Lead Change	//
Back	←=====
Marker	(B)

[RR/4]

Pattern Provided by:
PIERRE OUELLET

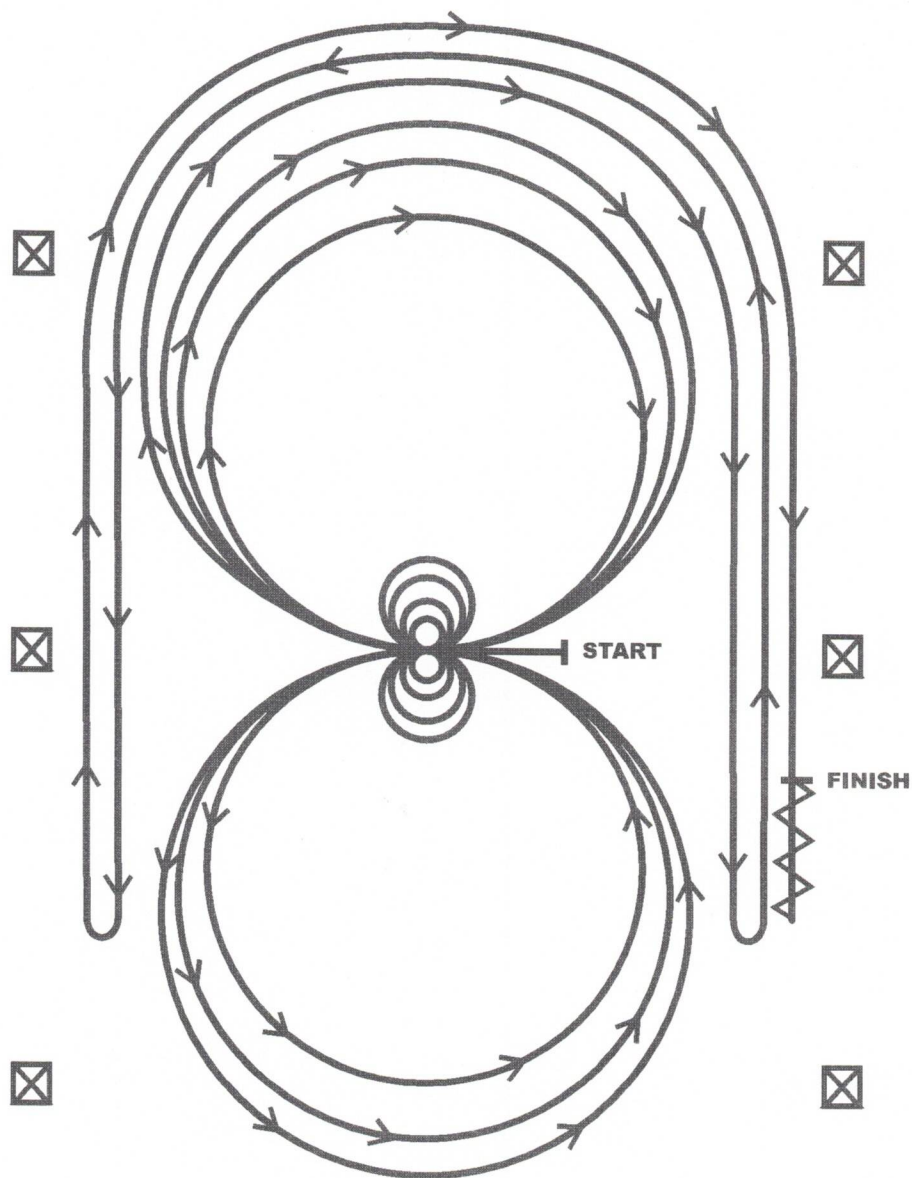
AQHA L1 Open / L1 Amateur / L1 Youth
REINING PATTERN 6



Horses may walk or jog to the center of arena. Horses must walk or stop prior to starting pattern. Beginning at the center of the arena facing the left wall or fence.

1. Complete four spins to the right. Hesitate.
2. Complete four spins to the left. Hesitate.
3. Beginning on the left lead, complete three circles to the left: the first two circles large and fast; the third circle small and slow. Change leads at the center of the arena.
4. Complete three circles to the right: the first two circles large and fast; the third circle small and slow. Change leads at the center of the arena.
5. Begin a large circle to the left but do not close this circle. Run up the right side of the arena past the center marker and do a right rollback at least twenty feet (six meters) from the wall or fence—no hesitation.
6. Continue back around previous circle but do not close this circle. Run up the left side of the arena past the center marker and do a left rollback at least twenty feet (six meters) from the wall or fence—no hesitation.
7. Continue back around previous circle but do not close this circle. Run up the right side of the arena past the center marker and do a sliding stop at least twenty feet (six meters) from the wall or fence. Back up at least ten feet (three meters). Hesitate to demonstrate the completion of the pattern.

AQHA Open / Amateur / Youth
REINING PATTERN 8



Horses may walk or jog to the center of arena. Horses must walk or stop prior to starting pattern. Beginning at the center of arena facing the left wall or fence.

1. Complete four spins to the left. Hesitate.
2. Complete four spins to the right. Hesitate.
3. Beginning on the right lead, complete three circles to the right: the first circle large and fast; the second circle small and slow; the third circle large and fast. Change leads at the center of the arena.
4. Complete three circles to the left: the first circle large and fast; the second circle small and slow; the third circle large and fast. Change leads at the center of the arena.
5. Begin a large circle to the right but do not close this circle. Run straight down the right side of the arena past the center marker and do a left rollback at least twenty feet (six meters) from the wall or fence—no hesitation.
6. Continue back around the previous circle but do not close this circle. Run down the left side of the arena past the center marker and do a right rollback at least twenty feet (six meters) from the wall or fence—no hesitation.
7. Continue back around the previous circle but do not close this circle. Run down the right side of the arena past the center marker and do a sliding stop at least twenty feet (six meters) from the wall or fence. Back up at least ten feet (three meters). Hesitate to demonstrate completion of the pattern.

AQHA

Western Riding

L1 Open W Riding	AQHA L1 4
L1 Amateur W Riding	AQHA L1 4
L1 Youth W Riding	AQHA L1 4
Open W Riding	AQHA 7
Amateur W Riding	AQHA 9
Youth W Riding	AQHA 9

REINING

L1 Open Reining	AQHA 6
L1 Amateur Reining	AQHA 6
L1 Youth Reining	AQHA 6
Open Reining	AQHA 8
Amateur Reining	AQHA 8
Youth Reining	AQHA 8

RANCH RIDING

L1 Open RR	AQHA 5
L1 Amateur RR	AQHA 13
L1 Youth RR	AQHA 1
Open RR	AQHA 13
Amateur RR	AQHA 15
Youth RR	AQHA 12